

**EANCOM<sup>®</sup> 2002 S4**

**REQOTE**

**Request for quote message**

**Edition 2016 Upd. 2021**

1. Introduction..... 2

2. Message Structure Chart ..... 3

3. Branching Diagram..... 5

4. Segments Description ..... 12

5. Segments Layout..... 18

6. Example(s) ..... 86

## 1. Introduction

---

### Status

MESSAGE TYPE                                : REQOTE  
REFERENCE DIRECTORY                        : D.01B  
EANCOM® SUBSET VERSION                   : 004

### Definition

A message which provides potential buyers with the ability to solicit price, delivery schedule, and other conditions from potential sellers of goods or services.

### Principles

The following general principles apply to the EANCOM® Request for Quote message:

- A potential buyer may solicit offers for one or more goods items or services.
- A request for quote may refer to goods items or services related to one or more delivery schedules, call-offs, etc.
- A request for quote for cross border transactions may contain additional information for customs and/or statistical purposes.

## 2. Message Structure Chart

UNA	1	C	1	- Service string advice
UNB	2	M	1	- Interchange header

### Request For Quote Heading Section

UNH	3	M	1	- Message header
BGM	4	M	1	- Beginning of message
DTM	5	M	35	- Date/time/period
FTX	6	C	99	- Free text
SG1		C	9999	- RFF-DTM
RFF	7	M	1	- Reference
DTM	8	C	5	- Date/time/period
SG4		C	5	- CUX-DTM
CUX	9	M	1	- Currencies
DTM	10	C	5	- Date/time/period
SG5		C	10	- PAT-DTM
PAT	X 11	M	1	- Payment terms basis
DTM	12	C	5	- Date/time/period
SG6		C	10	- TOD-LOC
TOD	13	M	1	- Terms of delivery or transport
LOC	14	C	2	- Place/location identification
SG11		C	99	- NAD-SG12-SG14
NAD	15	M	1	- Name and address
SG12		C	99	- RFF
RFF	16	M	1	- Reference
SG14		C	5	- CTA-COM
CTA	17	M	1	- Contact information
COM	18	C	5	- Communication contact
SG15		C	10	- TDT
TDT	19	M	1	- Details of transport

### Request For Quote Detail Section

SG27		M	200000	- LIN-PIA-IMD-MEA-QTY-ALI-DTM-FTX-SG29-SG31-SG32-SG33-SG34	
LIN	20	M	1	- Line item	
PIA	21	C	25	- Additional product id	
IMD	22	C	99	- Item description	
MEA	23	C	5	- Measurements	
QTY	24	C	99	- Quantity	
ALI	25	C	5	- Additional information	
DTM	26	C	35	- Date/time/period	
FTX	27	C	99	- Free text	
SG29		C	100	- MOA	
MOA	28	M	1	- Monetary amount	
SG31		C	99	- PRI	
PRI	29	M	1	- Price details	
SG32		C	9999	- RFF-DTM	
RFF	30	M	1	- Reference	
DTM	31	C	5	- Date/time/period	
SG33	+	C	999	- LOC-QTY-DTM	
LOC	+	32	M	1	- Place/location identification
QTY	+	33	C	1	- Quantity
DTM	+	34	C	5	- Date/time/period
SG34		C	10	- TAX	
TAX	35	M	1	- Duty/tax/fee details	
SG39		C	99	- PAC	
PAC	36	M	1	- Package	
SG46		C	99	- ALC-SG47-SG48-SG49-SG50-SG51	
ALC	37	M	1	- Allowance or charge	
SG47		C	1	- QTY-RNG	
QTY	38	M	1	- Quantity	

## 2. Message Structure Chart

---

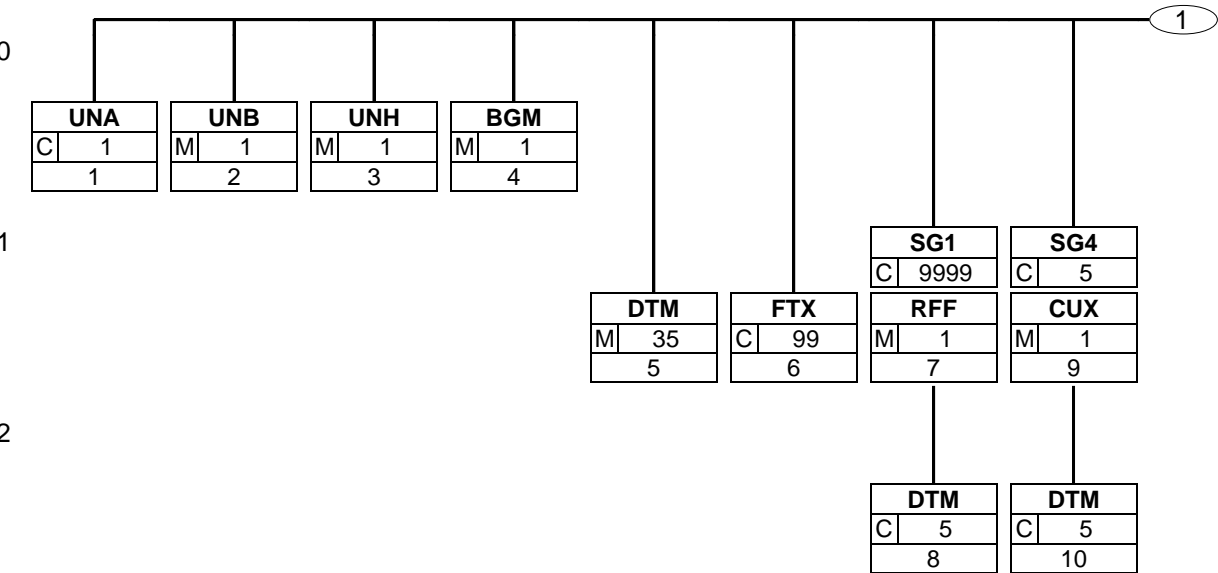
┌	RNG	39	C	1	- Range details
└	SG48		C	1	- PCD-RNG
┌	PCD	40	M	1	- Percentage details
└	RNG	41	C	1	- Range details
┌	SG49		C	2	- MOA-RNG
└	MOA	42	M	1	- Monetary amount
┌	RNG	43	C	1	- Range details
└	SG50		C	1	- RTE-RNG
┌	RTE	44	M	1	- Rate details
└	RNG	45	C	1	- Range details
┌	SG51		C	5	- TAX-MOA
└	TAX	46	M	1	- Duty/tax/fee details
┌	MOA	47	C	1	- Monetary amount
└	SG52		C	10	- TDT
┌	TDT	48	M	1	- Details of transport
└	SG54		C	100	- SCC-SG55
┌	SCC	49	M	1	- Scheduling conditions
└	SG55		C	10	- QTY-DTM
┌	QTY	50	M	1	- Quantity
└	DTM	51	C	5	- Date/time/period

### Request For Quote Summary Section

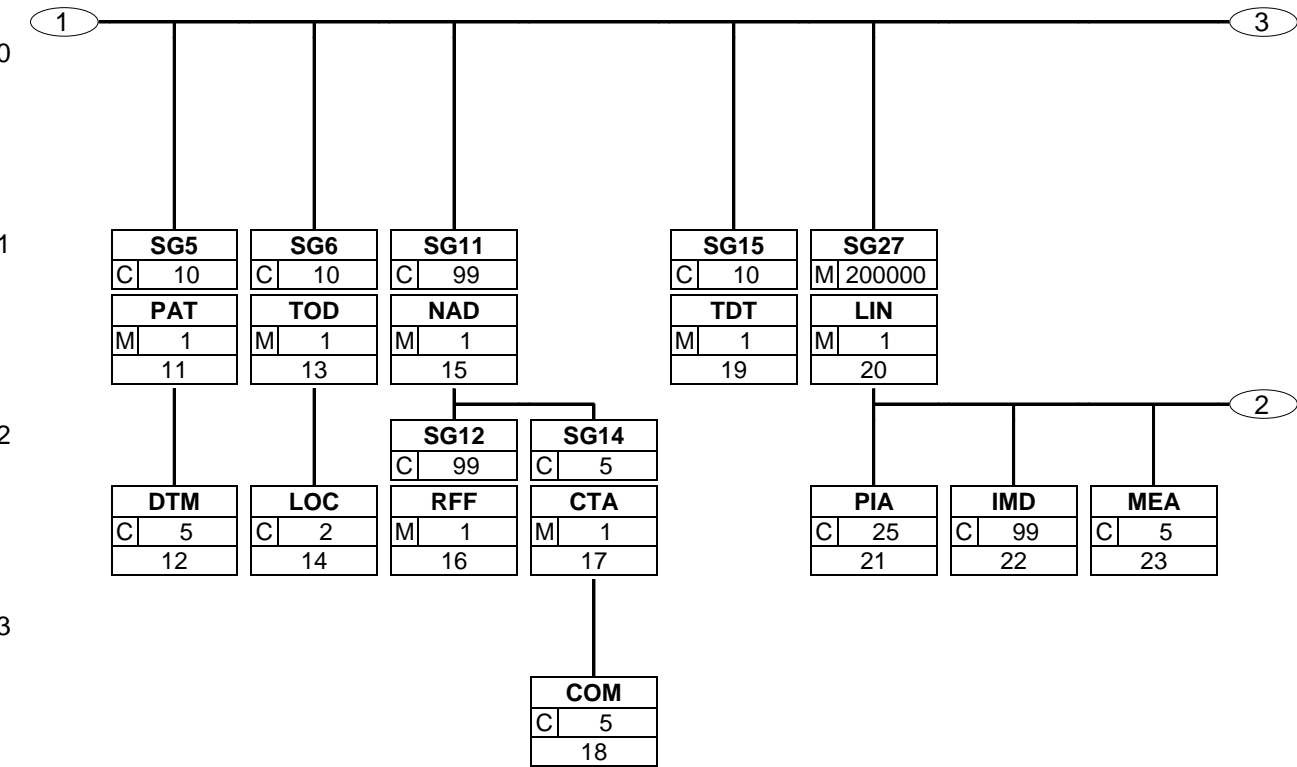
UNS	52	M	1	- Section control
MOA	53	C	15	- Monetary amount
CNT	54	C	10	- Control total
UNT	55	M	1	- Message trailer
UNZ	56	M	1	- Interchange trailer

3. Branching Diagram

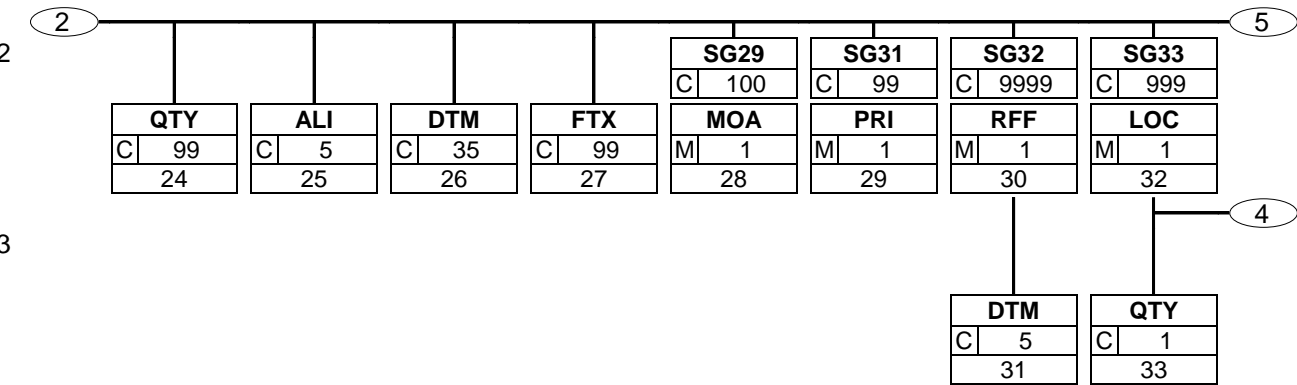
---



3. Branching Diagram

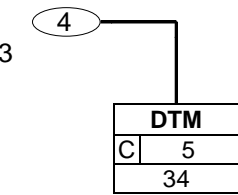


3. Branching Diagram



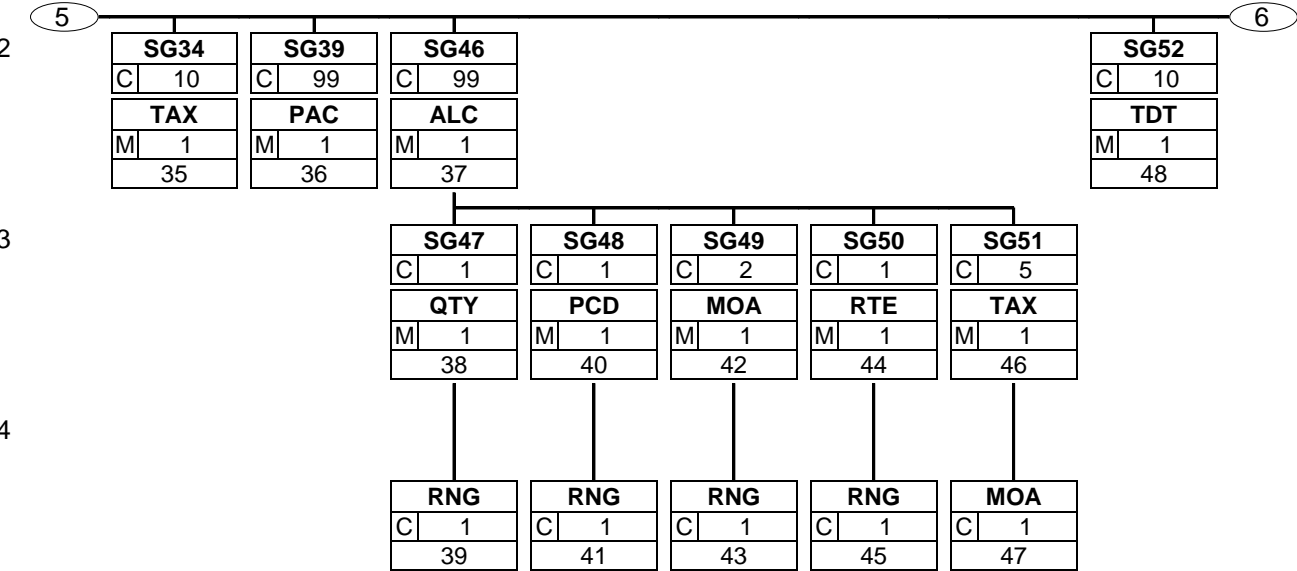
3. Branching Diagram

---



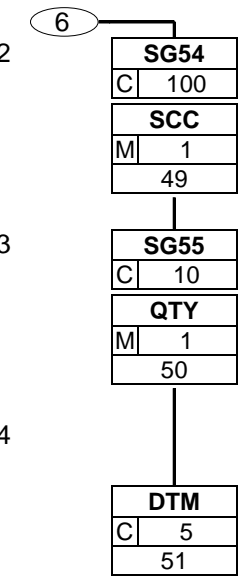


3. Branching Diagram



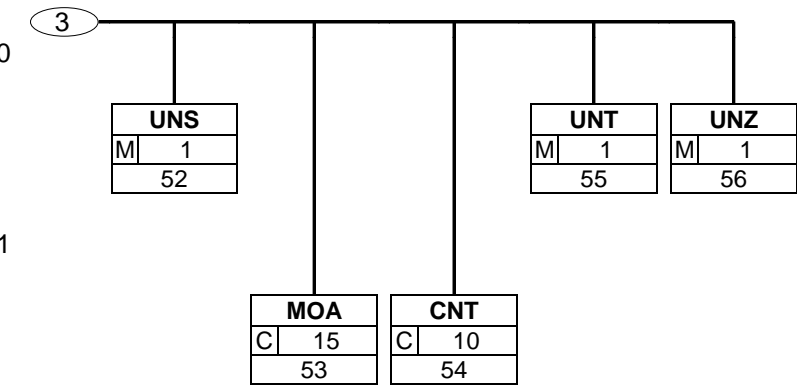
3. Branching Diagram

---



3. Branching Diagram

---



#### 4. Segments Description

---

- UNA - C 1 - Service string advice  
This segment is used to inform the receiver of the interchange that a set of service string characters which are different to the default characters are being used.
- UNB - M 1 - Interchange header  
This segment is used to envelope the interchange, as well as to identify both, the party to whom the interchange is sent and the party who has sent the interchange. The principle of the UNB segment is the same as a physical envelope which covers one or more letters or documents, and which details, both the address where delivery is to take place and the address from where the envelope has come.

##### Request For Quote Heading Section

- UNH - M 1 - Message header  
This message is used to head, identify and specify a message.
- BGM - M 1 - Beginning of message  
This segment is used to indicate the type and function of a message and to transmit the identifying number.
- DTM - M 35 - Date/time/period  
This segment is used to specify the date of the request for quote.
- FTX - C 99 - Free text  
This segment is used to provide any free text information related to the complete request for quote.
- SG1** - C 9999 - **RFF-DTM**  
A group of segments for giving references and where necessary, their dates, relating to the whole message, e.g. contract number, import/export license number, reservation number.
- RFF - M 1 - Reference  
This segment is used to provide or request references which relate to the complete request for quotes message, for example, contract numbers, price list numbers, etc. The references given at this point are valid for the whole document unless superseded by references at line level when the same qualifier is used.
- DTM - C 5 - Date/time/period  
This segment is used to specify dates relating to the references given in the previous RFF segment.
- SG4** - C 5 - **CUX-DTM**  
A group of segments specifying the currencies and related dates/times/period valid for the whole request for quotation.
- CUX - M 1 - Currencies  
This segment is used to specify the currency information relevant to the complete request for quote message.
- DTM - C 5 - Date/time/period  
This segment is used to specify dates related to the rate of exchange.
- SG5** - C 10 - **PAT-DTM**  
A group of segments specifying the terms of payment applicable for the whole order.
- PAT - M 1 - Payment terms basis  
This segment is used to request information regarding the payment terms which apply to the complete Request for Quote.
- DTM - C 5 - Date/time/period  
This segment is used to specify any dates associated with the payment terms.

#### 4. Segments Description

---

<b>SG6</b> - C 10	- <b>TOD-LOC</b> A group of segments indicating the terms of delivery for the whole order.
TOD - M 1	- Terms of delivery or transport This segment is used to request information regarding the terms of delivery for the Request for Quote.
LOC - C 2	- Place/location identification This segment is used to specify the location to which the terms of delivery apply.
<b>SG11</b> - C 99	- <b>NAD-SG12-SG14</b> A group of segments identifying the parties with associated information.
NAD - M 1	- Name and address This segment is used to identify the trading partners involved in the Request for Quote process. Identification of the buyer and supplier of goods and services is mandatory in the Request for Quote using DE's 3035 and C082. Additionally, the delivery party may be specified if different from the buyer.
<b>SG12</b> - C 99	- <b>RFF</b> A group of segments giving references only relevant to the specified party rather than the whole message.
RFF - M 1	- Reference This segment is used to specify references related to the party identified in the previous NAD segment.
<b>SG14</b> - C 5	- <b>CTA-COM</b> A group of segments giving contact details of the specific person or department within the party identified in the NAD segment.
CTA - M 1	- Contact information This segment is used to identify the contact department and/or person within the party specified in the NAD segment.
COM - C 5	- Communication contact This segment identifies the communications number, and type of communications, for the person or department identified in the previous CTA segment.
<b>SG15</b> - C 10	- <b>TDT</b> A group of segments identifying the mode and means of transport relating to the whole order.
TDT - M 1	- Details of transport This segment is used to request information on the means of transport which will be used to deliver the products for the entire message.

#### Request For Quote Detail Section

<b>SG27</b> - M 200000	- <b>LIN-PIA-IMD-MEA-QTY-ALI-DTM-FTX-SG29-SG31-SG32-SG33-SG34-SG39-SG46-SG52-SG54</b> A group of segments providing details of the individual requested items. There must be at least one occurrence of Segment group 27 within an request for quote. This Segment group may be repeated to give subline details.
LIN - M 1	- Line item This segment is used to identify the line item for which a request for quote is being made.
PIA - C 25	- Additional product id This segment is used to specify additional or substitutional item identification codes such as a buyer's or seller's item number.

#### 4. Segments Description

---

IMD - C 99	- Item description This segment is used to describe the current line item.
MEA - C 5	- Measurements This segment is used to indicate measurements or limitations of the current line item.
QTY - C 99	- Quantity This segment is used to indicate quantities related to the current line item.
ALI - C 5	- Additional information This segment is used to indicate special conditions or the country of origin of the current line item.
DTM - C 35	- Date/time/period This segment is used to request information on dates relating to the current line item such as availability dates, manufacturing dates, or lead times.
FTX - C 99	- Free text This segment is used to provide any free text information related to the current line item.
<b>SG29</b> - C 100	- <b>MOA</b> A group of segments to allow request of cost breakdown information such as tooling cost, material or overhead cost.
MOA - M 1	- Monetary amount This segment is used to indicate net amounts for the line item for which a quote is requested.
<b>SG31</b> - C 99	- <b>PRI</b> A group of segments identifying the relevant pricing information for the goods or services ordered.
PRI - M 1	- Price details This segment is used to specify pricing information relevant to the current line item.
<b>SG32</b> - C 9999	- <b>RFF-DTM</b> A group of segments giving references and where necessary, their dates, relating to the line item.
RFF - M 1	- Reference This segment is used to provide or request references which are applicable to the current line item only.
DTM - C 5	- Date/time/period This segment is used to request information on dates and times associated with the previous RFF segment.
<b>SG33</b> - C 999	- <b>LOC-QTY-DTM</b> A group of segments specifying destination and quantity details for consignments involving multidestination deliveries.
LOC - M 1	- Place/location identification This segment is used to identify the location of delivery for a split delivery order.
QTY - C 1	- Quantity This segment is used to indicate the delivery quantity for the delivery location specified in the previous LOC segment. The total of all quantities specified in segment group 33 for the line, must equal the value for the total quantity detailed in the QTY segment at line level.
DTM - C 5	- Date/time/period This segment is used to indicate the date, time or period on which the split delivery will take place to the location identified in the LOC segment.

#### 4. Segments Description

---

<b>SG34 - C 10</b>	- <b>TAX</b> A group of segments specifying tax related information.
TAX - M 1	- Duty/tax/fee details This segment is used to request information on the type and rate of tax that is applicable for the current line item.
<b>SG39 - C 99</b>	- <b>PAC</b> A group of segments identifying the packaging for goods referenced in the line item.
PAC - M 1	- Package This segment is used to request information on the type of packaging being used for the current line item.
<b>SG46 - C 99</b>	- <b>ALC-SG47-SG48-SG49-SG50-SG51</b> A group of segments specifying allowances and charges for the line items.
ALC - M 1	- Allowance or charge This segment is used to request information on allowances or charges which are applicable to the current line item.
<b>SG47 - C 1</b>	- <b>QTY-RNG</b> A group of segments specifying the quantity of the allowance or charge with its measure unit specifier. A range to which the allowance or charge applies may be specified e.g. An allowance of a free quantity of 20 pieces may be specified if the goods quantity is greater than 1000 pieces.
QTY - M 1	- Quantity This segment is used to specify quantity allowances or charges information for the current line item.
RNG - C 1	- Range details This segment is used to indicate ranges which must be satisfied before which the quantity allowance or charge becomes effective.
<b>SG48 - C 1</b>	- <b>PCD-RNG</b> A group of segments specifying the percentage for the allowance or charge, e.g. The allowance/charge amount is calculated as 5% of the goods value or a price reduction of 5% may be specified if the goods quantity is within the range 5 tons to 10 tons.
PCD - M 1	- Percentage details This segment is used to specify percentage allowances or charges information for the current line item.
RNG - C 1	- Range details This segment is used to indicate ranges which must be satisfied before which the percentage allowance or charge becomes effective.
<b>SG49 - C 2</b>	- <b>MOA-RNG</b> A group of segments specifying a monetary amount for an allowance or charge. A range to which the allowance or charge applies can be specified, e.g. an allowance of EUR 5000 may be specified if goods value is greater than EUR 100000.
MOA - M 1	- Monetary amount This segment is used to specify monetary value allowances or charges information for the current line item.
RNG - C 1	- Range details This segment is used to indicate ranges which must be satisfied before which the monetary allowance or charge becomes effective.
<b>SG50 - C 1</b>	- <b>RTE-RNG</b> A group of segments specifying the rate per unit and basis to which the allowance or charge applies, e.g. The allowance/charge amount is EUR 3 per 10 tons.

#### 4. Segments Description

---

RTE - M 1	- Rate details This segment is used to specify rate allowances or charges for the line item being quoted.
RNG - C 1	- Range details This segment is used to indicate ranges which must be satisfied before which the rate allowance or charge becomes effective.
<b>SG51 - C 5</b>	- <b>TAX-MOA</b> A group of segments specifying tax related information for the allowance or charge.
TAX - M 1	- Duty/tax/fee details This segment is used to indicate any taxes which may be applicable against the allowances and/or charges information specified in the ALC segment group.
MOA - C 1	- Monetary amount This segment is used to specify in monetary terms the amount of tax due for the allowances or charges for the current line item.
<b>SG52 - C 10</b>	- <b>TDT</b> A group of segments identifying the mode and means of transport, relating to the line item, where this is different to or not specified within the heading section.
TDT - M 1	- Details of transport This segment is used to request information on the means of transport which will be used to deliver the current line item.
<b>SG54 - C 100</b>	- <b>SCC-SG55</b> A group of segments specifying requested delivery schedules relating to quantities, frequencies, and dates, required for the line item, where this is different to or not specified within the heading section.
SCC - M 1	- Scheduling conditions This segment is used to request information on delivery schedules for the current line item.
<b>SG55 - C 10</b>	- <b>QTY-DTM</b> A group of segments to specify the scheduled quantities, date/time details of the schedule and where required the reference of the schedule.
QTY - M 1	- Quantity This segment is used to request information on quantities for the current delivery schedule.
DTM - C 5	- Date/time/period This segment is used to indicate dates related to the quantities in the delivery schedule.

#### Request For Quote Summary Section

UNS - M 1	- Section control This segment is used to separate the detail and summary sections of the request for quote message.
MOA - C 15	- Monetary amount This segment is used to indicate total monetary amounts applicable to the complete request for quote, e.g. total value allowance and charges, total taxable amount, etc.
CNT - C 10	- Control total This segment is used to provide message control totals.
UNT - M 1	- Message trailer This segment is a mandatory UN/EDIFACT segment. It must always be the last segment in the message.



#### **4. Segments Description**

---

UNZ - M 1

- Interchange trailer

This segment is used to provide the trailer of an interchange.

## 5. Segments Layout

This section describes each segment used in the EANCOM® Request for quote message. The original EDIFACT segment layout is listed. The appropriate comments relevant to the EANCOM® subset are indicated.

### Notes:

1. The segments are presented in the sequence in which they appear in the message. The segment or segment group tag is followed by the (M)andatory / (C)onditional indicator, the maximum number of occurrences and the segment description.

2. Reading from left to right, in column one, the data element tags and descriptions are shown, followed by in the second column the EDIFACT status (M or C), the field format, and the picture of the data elements. These first pieces of information constitute the original EDIFACT segment layout.

Following the EDIFACT information, EANCOM® specific information is provided in the third, fourth, and fifth columns. In the third column a status indicator for the use of (C)onditional EDIFACT data elements (see 2.1 through 2.3 below), in the fourth column the restricted indicator (see point 3 on the following page), and in the fifth column notes and code values used for specific data elements in the message.

2.1 (M)andatory data elements in EDIFACT segments retain their status in EANCOM®.

2.2 Additionally, there are five types of status for data elements with a (C)onditional EDIFACT status, whether for simple, component or composite data elements. These are listed below and can be identified when relevant by the following abbreviations:

- REQUIRED	<b>R</b>	Indicates that the entity is required and must be sent.
- ADVISED	<b>A</b>	Indicates that the entity is advised or recommended.
- DEPENDENT	<b>D</b>	Indicates that the entity must be sent in certain conditions, as defined by the relevant explanatory note.
- OPTIONAL	<b>O</b>	Indicates that the entity is optional and may be sent at the discretion of the user.
- NOT USED	<b>N</b>	Indicates that the entity is not used and should be omitted.

2.3 If a composite is flagged as **N, NOT USED**, all data elements within that composite will have blank status indicators assigned to them.

3. Status indicators detailed in the fourth column which directly relate to the code values detailed in the fifth **column** may have two values:

- RESTRICTED	*	A data element marked with an asterisk (*) in the fourth column indicates that the listed codes in column five are the only codes available for use with this data element, in this segment, in this message.
- OPEN		All data elements where coded representation of data is possible and a restricted set of code values is not indicated are open (no asterisk in fourth column). The available codes are listed in the EANCOM® Data Elements and Code Sets Directory. Code values may be given as examples or there may be a note on the format or type of code to be used.

4. Different colours are used for the code values in the segment details: restricted codes are in red and open codes in blue.

## 5. Segments Layout

Segment number: 1

UNA - C 1 - Service string advice				
<p>Function:</p> <p>The service string advice shall begin with the upper case characters UNA immediately followed by six characters in the order shown below. The space character shall not be used in positions 010, 020, 040, 050 or 060. The same character shall not be used in more than one position of the UNA.</p>				
	EDIFACT	GS1	*	Description
UNA1 Component data element separator	M an1	<b>M</b>	*	Used as a separator between component data elements contained within a composite data element (default value: ":")
UNA2 Data element separator	M an1	<b>M</b>	*	Used to separate two simple or composite data elements (default value: "+" )
UNA3 Decimal mark	M an1	<b>M</b>	*	Used to indicate the character used for decimal notation (default value: ".")
UNA4 Release character	M an1	<b>M</b>	*	Used to restore any service character to its original specification (value: "?").
UNA5 Repetition separator	M an1	<b>M</b>	*	Used to indicate the character used for repetition separation (value: " * " ).
UNA6 Segment terminator	M an1	<b>M</b>	*	Used to indicate the end of segment data (default value: " ' ")
<p>Segment Notes:</p> <p>This segment is used to inform the receiver of the interchange that a set of service string characters which are different to the default characters are being used.</p> <p>When using the default set of service characters, the UNA segment need not be sent. If it is sent, it must immediately precede the UNB segment and contain the four service string characters (positions UNA1, UNA2, UNA4 and UNA6) selected by the interchange sender.</p> <p>Regardless of whether or not all of the service string characters are being changed every data element within this segment must be filled, (i.e., if some default values are being used with user defined ones, both the default and user defined values must be specified).</p> <p>When expressing the service string characters in the UNA segment, it is not necessary to include any element separators.</p> <p>The use of the UNA segment is required when using a character set other than level A.</p> <p>UNA:+.?*'</p>				

## 5. Segments Layout

Segment number: 2

UNB		- M	1 - Interchange header		
Function: To identify an interchange.					
Notes: 1. S001/0002, shall be '4' to indicate this version of the syntax. 2. The combination of the values carried in data elements S002, S003 and 0020 shall be used to identify uniquely the interchange, for the purpose of acknowledgement.					
		EDIFACT	GS1	*	Description
S001	SYNTAX IDENTIFIER	M	M		See Part I chapter 5.2.7 and segment notes.
0001	Syntax identifier	M a4	M	*	UNOA = UN/ECE level A UNOB = UN/ECE level B UNOC = UN/ECE level C UNOD = UN/ECE level D UNOE = UN/ECE level E UNOF = UN/ECE level F UNOG = UN/ECE level G UNOH = UN/ECE level H UNOI = UN/ECE level I UNOJ = UN/ECE level J UNOK = UN/ECE level K UNOW = UN/ECE level W UNOX = UN/ECE level X UNOY = UN/ECE level Y
0002	Syntax version number	M an1	M	*	4 = Version 4
0080	Service code list directory version number	C an..6	N		
0133	Character encoding, coded	C an..3	N		
S002	INTERCHANGE SENDER	M	M		
0004	Interchange sender identification	M an..35	M		GLN (n13)
0007	Identification code qualifier	C an..4	R	*	14 = GS1
0008	Interchange sender internal identification	C an..35	O		
0042	Interchange sender internal sub-identification	C an..35	N		
S003	INTERCHANGE RECIPIENT	M	M		
0010	Interchange recipient identification	M an..35	M		GLN (n13)
0007	Identification code qualifier	C an..4	R	*	14 = GS1
0014	Interchange recipient internal identification	C an..35	O		
0046	Interchange recipient internal sub-identification	C an..35	N		
S004	DATE AND TIME OF PREPARATION	M	M		
0017	Date	M n8	M		CCYYMMDD
0019	Time	M n4	M		HHMM
0020	Interchange control reference	M an..14	M		Unique reference identifying the interchange. Created

## 5. Segments Layout

Segment number: 2

		EDIFACT	GS1	*	Description
					by the interchange sender.
S005	RECIPIENT REFERENCE/ PASSWORD DETAILS	C	O		
0022	Recipient reference/password	Man..14	M		
0025	Recipient reference/password qualifier	C an2	O		
0026	Application reference	C an..14	O		Message identification if the interchange contains only one type of message.
0029	Processing priority code	C a1	O		A = <a href="#">Highest priority</a>
0031	Acknowledgement request	C n1	O		1 = <a href="#">Requested</a>
0032	Interchange agreement identifier	C an..35	O	*	EANCOM.....
0035	Test indicator	C n1	O		1 = <a href="#">Interchange is a test</a>

### Segment Notes:

This segment is used to envelope the interchange, as well as to identify both, the party to whom the interchange is sent and the party who has sent the interchange. The principle of the UNB segment is the same as a physical envelope which covers one or more letters or documents, and which details, both the address where delivery is to take place and the address from where the envelope has come.

S001: The character encoding specified in basic code table of ISO/IEC 646 (7-bit coded character set for information interchange) shall be used for the interchange service string advice (if used) and up to and including the composite data element S001 'Syntax identifier' in the interchange header. The character repertoire used for the characters in an interchange shall be identified from the code value of data element 0001 in S001 'Syntax identifier' in the interchange header. The character repertoire identified does not apply to objects and/or encrypted data.

The default encoding technique for a particular repertoire shall be the encoding technique defined by its associated character set specification.

DE 0001: The recommended (default) character set for use in EANCOM® for international exchanges is character set A (UNOA). Should users wish to use character sets other than A, an agreement on which set to use should be reached on a bilateral basis before communications begin.

DE 0004, 0008, 0010 and 0014: Within EANCOM® the use of the Global Location Number (GLN) is recommended for the identification of the interchange sender and recipient.

DE 0008: Identification (e.g. a division) specified by the sender of the interchange, to be included if agreed, by the recipient in response interchanges, to facilitate internal routing.

DE 0014: The address for routing, provided beforehand by the interchange recipient, is used by the interchange sender to inform the recipient of the internal address, within the latter's systems, to which the interchange should be routed. It is recommended that the GLN be used for this purpose.

DE 0007: Identification (e.g. a division) specified by the recipient of the interchange, to be included if agreed, by the sender in response interchanges, to facilitate internal routing.

DE S004: The date and time specified in this composite should be the date and time at which the interchange sender prepared the interchange. This date and time may not necessarily be the same as the date and time of contained messages.

DE 0020: The interchange control reference number is generated by the interchange sender and is used to identify uniquely each interchange. Should the interchange sender wish to re-use interchange control reference numbers, it is recommended that each number be preserved for at least a period of three months before being re-used. In order to guarantee uniqueness, the interchange control reference number should always be linked to the interchange sender's identification (DE 0004).

DE S005: The use of passwords must first be agreed bilaterally by the parties exchanging the interchange.

DE 0026: This data element is used to identify the application, on the interchange recipient's system, to which the interchange is directed. This data element may only be used if the interchange contains only one type of message, (e.g. only invoices). The reference used in this data element is assigned by the interchange sender.

DE 0031: This data element is used to indicate whether an acknowledgement to the interchange is required. The EANCOM® APERAK or CONTRL message should be used to provide acknowledgement of interchange receipt. In addition, the EANCOM® CONTRL message may be used to indicate when an interchange has been rejected

## 5. Segments Layout

---

Segment number: 2

due to syntax errors.

DE 0032: This data element is used to identify any underlying agreements which control the exchange of data. Within EANCOM®, the identity of such agreements must start with the letters 'EANCOM', the remaining characters within the data element being filled according to bilateral agreements.

UNB+UNOC:4+5412345678908:14+8798765432106:14+20020102:1000+12345555+++++EANCOMREF 52'

## 5. Segments Layout

Segment number: 3

UNH - M 1 - Message header				
<p>Function: To head, identify and specify a message.</p> <p>Notes: 1. Data element S009/0057 is retained for upward compatibility. The use of S016 and/or S017 is encouraged in preference. 2. The combination of the values carried in data elements 0062 and S009 shall be used to identify uniquely the message within its group (if used) or if not used, within its interchange, for the purpose of acknowledgement.</p>				
	EDIFACT	GS1	*	Description
0062 Message reference number	M an..14	<b>M</b>		Senders unique message reference. Sequence number of the messages in the interchange. DE 0062 in the UNT will be exactly the same. Sender generated.
S009 MESSAGE IDENTIFIER	M	<b>M</b>		
0065 Message type	M an..6	<b>M</b>	*	REQOTE = <b>Request for quote message</b>
0052 Message version number	M an..3	<b>M</b>	*	D = <b>Draft version/UN/EDIFACT Directory</b>
0054 Message release number	M an..3	<b>M</b>	*	01B = <b>Release 2001 - B</b>
0051 Controlling agency, coded	M an..3	<b>M</b>	*	UN = <b>UN/CEFACT</b>
0057 Association assigned code	C an..6	<b>R</b>	*	EAN004 = <b>GS1 version control number (GS1 Permanent Code)</b> Indicates that the message is the EANCOM version 004 of the UNSM Request for Quote.
0110 Code list directory version number	C an..6	<b>O</b>		This data element can be used to identify the codelist agreed by the interchange partners, e.g. EAN001 = EANCOM 2002 S4 codelist released on 01.12.2002 by GS1.
0113 Message type sub-function identification	C an..6	<b>N</b>		
0068 Common access reference	C an..35	<b>N</b>		
S010 STATUS OF THE TRANSFER	C	<b>N</b>		
0070 Sequence of transfers	M n..2			
0073 First and last transfer	C a1			
S016 MESSAGE SUBSET IDENTIFICATION	C	<b>N</b>		
0115 Message subset identification	M an..14			
0116 Message subset version number	C an..3			
0118 Message subset release number	C an..3			
0051 Controlling agency, coded	C an..3			
S017 MESSAGE IMPLEMENTATION GUIDELINE IDENTIFICATION	C	<b>N</b>		
0121 Message implementation guideline identification	M an..14			
0122 Message implementation guideline version number	C an..3			

## 5. Segments Layout

---

Segment number: 3

		EDIFACT	GS1	*	Description
0124	Message implementation guideline release number	C an..3			
0051	Controlling agency, coded	C an..3			
S018	SCENARIO IDENTIFICATION	C	<b>N</b>		
0127	Scenario identification	M an..14			
0128	Scenario version number	C an..3			
0130	Scenario release number	C an..3			
0051	Controlling agency, coded	C an..3			

### Segment Notes:

This message is used to head, identify and specify a message.

DE's 0065, 0052, 0054, and 0051: Indicate that the message is a UNSM Request for Quote message based on the D.01B directory under the control of the United Nations.

### Example:

UNH+ME000001+REQOTE:D:01B:UN:EAN004'



## 5. Segments Layout

Segment number: 4

BGM - M 1 - Beginning of message				
Function: To indicate the type and function of a message and to transmit the identifying number.				
	EDIFACT	GS1	*	Description
C002 DOCUMENT/MESSAGE NAME	C	R		
1001 Document name code	C an..3	R	*	311 = Request for quote
1131 Code list identification code	C an..17	N		
3055 Code list responsible agency code	C an..3	N		
1000 Document name	C an..35	O		
C106 DOCUMENT/MESSAGE IDENTIFICATION	C	R		
1004 Document identifier	C an..35	R		Request for quote number assigned by document sender. For global unique identification of documents Global Document Type Identifier (GDTI) is available.
1056 Version identifier	C an..9	N		
1060 Revision identifier	C an..6	N		
1225 Message function code	C an..3	R	*	<p>7 = Duplicate 9 = Original 31 = Copy 42 = Confirmation via specific means</p> <p>The message function, coded is a critical data element in this segment. It applies to all data indicated in the message. The following definitions apply for the restricted codes: 7 = Duplicate - A re-transmission involving the same parties, on the specific request of the receiver. 9 = Original - An original transmission of a request for quotation. 31 = Copy - A copy of a request for quotation for a third party for information purposes. 42 = Confirmation via specific means - A confirmation of a previous request for quotation sent by means other than EDI, e.g., fax.</p>
4343 Response type code	C an..3	D	*	<p>AC = Acknowledge - with detail and change AI = Acknowledge only changes NA = No acknowledgement needed</p> <p>This DE is used if the request for quote issuer wishes to explicitly indicate whether an acknowledgement is required or not.</p>
<p>Segment Notes:</p> <p>This segment is used to indicate the type and function of a message and to transmit the identifying number. All other references other than the document number DE 1004 are in the RFF segment.</p> <p>Example: BGM+311+RQT709+7'</p>				

## 5. Segments Layout

Segment number: 5

DTM - M 35 - Date/time/period				
Function: To specify date, and/or time, or period.				
	EDIFACT	GS1	*	Description
C507 DATE/TIME/PERIOD	M	M		
2005 Date or time or period function code qualifier	M an..3	M	*	2 = Delivery date/time, requested 61 = Cancel if not delivered by this date 63 = Delivery date/time, latest 64 = Delivery date/time, earliest 99 = Quotation opening date 137 = Document/message date/time 175 = Advise before date/time 273 = Validity period
2380 Date or time or period value	C an..35	R		
2379 Date or time or period format code	C an..3	R		102 = CCYYMMDD 718 = CCYYMMDD-CCYYMMDD
Segment Notes: This segment is used to specify the date of the request for quote. DE 2005: Identification of the 'Document/message date/time' (code value 137) is mandatory in an EANCOM message.  Example: DTM+137:20020101:102'				

## 5. Segments Layout

Segment number: 6

<b>FTX</b> - C 99 - Free text				
Function: To provide free form or coded text information.				
	EDIFACT	GS1	*	Description
4451 Text subject code qualifier	M an..3	<b>M</b>		PUR = Purchasing information QUT = Quotation instruction/information ZZZ = Mutually defined
4453 Free text function code	C an..3	<b>O</b>	*	1 = Text for subsequent use
C107 TEXT REFERENCE	C	<b>D</b>		Reference to a standard text. This composite is only used when trading partners have agreed to use mutually defined code values.
4441 Free text value code	M an..17	<b>M</b>		001 = .... standard text ....
1131 Code list identification code	C an..17	<b>O</b>		
3055 Code list responsible agency code	C an..3	<b>D</b>		91 = Assigned by supplier or supplier's agent 92 = Assigned by buyer or buyer's agent
C108 TEXT LITERAL	C	<b>D</b>		This composite is only used if coded text can not be used.
4440 Free text value	M an..512	<b>M</b>		
4440 Free text value	C an..512	<b>O</b>		
4440 Free text value	C an..512	<b>O</b>		
4440 Free text value	C an..512	<b>O</b>		
4440 Free text value	C an..512	<b>O</b>		
3453 Language name code	C an..3	<b>D</b>		ISO 639 two alpha code This data element is only used when non coded free text has been provided in data element C108.
4447 Free text format code	C an..3	<b>N</b>		
<p>Segment Notes:</p> <p>This segment is used to provide any free text information related to the complete request for quote. Use of this segment in free form is not recommended since it may inhibit automatic processing of the Request for Quote. Coded references to standard texts is an available functionality which enables automatic processing and reduces transmission and processing overheads. Standard texts should be mutually defined among trading partners and can be used to cover legal and other requirements.</p> <p>Example:  FTX+ZZZ+1+001::91'  'Standard text 001 = This request for quote is valid for 20 days following date of message'</p>				

## 5. Segments Layout

Segment number: 7

<b>SG1</b> - C 9999 - RFF-DTM				
<b>RFF</b> - M 1 - Reference				
Function: To specify a reference.				
	EDIFACT	GS1	*	Description
C506 REFERENCE	M	M		
1153 Reference code qualifier	M an..3	M		CR = Customer reference number CT = Contract number PL = Price list number PR = Price quote number
1154 Reference identifier	C an..70	R		
1156 Document line identifier	C an..6	N		
4000 Reference version identifier	C an..35	N		
1060 Revision identifier	C an..6	N		
Segment Notes:  This segment is used to provide or request references which relate to the complete request for quotes message, for example, contract numbers, price list numbers, etc. The references given at this point are valid for the whole document unless superseded by references at line level when the same qualifier is used.  Example: RFF+CT:439776' RFF+PL:JAN199456'				

## 5. Segments Layout

Segment number: 8

<b>SG1</b>	- C	9999 - RFF-DTM
<b>DTM</b>	- C	5 - Date/time/period

Function:  
To specify date, and/or time, or period.

		EDIFACT	GS1	*	Description
C507	DATE/TIME/PERIOD	M	M		
2005	Date or time or period function code qualifier	M an..3	M	*	171 = Reference date/time
2380	Date or time or period value	C an..35	R		
2379	Date or time or period format code	C an..3	R		102 = CCYYMMDD

Segment Notes:  
This segment is used to specify dates relating to the references given in the previous RFF segment.

Example:  
DTM+171:20020101:102'

## 5. Segments Layout

Segment number: 9

<b>SG4</b>	- C	5 - CUX-DTM			
<b>CUX</b>	- M	1 - Currencies			
Function:					
To specify currencies used in the transaction and relevant details for the rate of exchange.					
	EDIFACT	GS1	*	Description	
C504	CURRENCY DETAILS	C	R		
6347	Currency usage code qualifier	M an..3	M	*	2 = Reference currency
6345	Currency identification code	C an..3	R		ISO 4217 three alpha code
6343	Currency type code qualifier	C an..3	R	*	12 = Quotation currency
6348	Currency rate value	C n..4	N		
C504	CURRENCY DETAILS	C	D		The second occurrence of this composite is only used if a target currency is being specified.
6347	Currency usage code qualifier	M an..3	M	*	3 = Target currency
6345	Currency identification code	C an..3	R		ISO 4217 three alpha code
6343	Currency type code qualifier	C an..3	R	*	4 = Invoicing currency 9 = Order currency 10 = Pricing currency 11 = Payment currency
6348	Currency rate value	C n..4	O		
5402	Currency exchange rate	C n..12	D		The rate of exchange is only used if a target currency has been identified in the second occurrence of C504.
6341	Exchange rate currency market identifier	C an..3	N		
Segment Notes:					
This segment is used to specify the currency information relevant to the complete request for quote message. The CUX segment is mandatory for international exchanges. When specifying Reference and Target Currencies for international trade, one occurrence of CUX is all that is required. The reference currency is identified in the first occurrence of composite C504, with the target currency specified in the second occurrence of C504. The rate of exchange between the two is specified in DE 5402. The general rule for calculating the rate of exchange is as follows : Reference Currency multiplied by Rate = Target Currency					
Example: CUX+2:EUR:12' CUX+2:EUR:12+3:USD:11+0.90243'					

## 5. Segments Layout

Segment number: 10

<b>SG4</b>	- C	5 - CUX-DTM
<b>DTM</b>	- C	5 - Date/time/period
Function: To specify date, and/or time, or period.		
	EDIFACT	GS1 * Description
C507 DATE/TIME/PERIOD	M	<b>M</b>
2005 Date or time or period function code qualifier	M an..3	<b>M</b> * 134 = Rate of exchange date/time
2380 Date or time or period value	C an..35	<b>R</b>
2379 Date or time or period format code	C an..3	<b>R</b> 102 = CCYYMMDD 718 = CCYYMMDD-CCYYMMDD
Segment Notes: This segment is used to specify dates related to the rate of exchange.  Example: DTM+134:20020101:102'		

## 5. Segments Layout

Segment number: 11

<b>SG5</b>	- C	10 - PAT-DTM	
<b>PAT</b>	- M	1 - Payment terms basis	
Function: To specify the payment terms basis.			
Notes: 1. This segment will be removed effective with directory D.02B.			
	EDIFACT	GS1 * Description	
4279    Payment terms type code qualifier	M an..3	<b>M</b> 1 = Basic 3 = Fixed date 7 = Extended 20 = Penalty terms 22 = Discount	
C110    PAYMENT TERMS	C	<b>N</b>	
4277    Payment terms description identifier	M an..17		
1131    Code list identification code	C an..17		
3055    Code list responsible agency code	C an..3		
4276    Payment terms description	C an..35		
4276    Payment terms description	C an..35		
C112    TERMS/TIME INFORMATION	C	<b>O</b>	
2475    Time reference code	M an..3	<b>M</b>	5 = Date of invoice
2009    Terms time relation code	C an..3	<b>O</b>	3 = After reference
2151    Period type code	C an..3	<b>O</b>	D = Day M = Month WD = Working days Y = Year
2152    Period count quantity	C n..3	<b>O</b>	
Segment Notes: This segment is used to request information regarding the payment terms which apply to the complete Request for Quote.  Example: PAT+1++5:3:D:30'			





## 5. Segments Layout

Segment number: 13

<b>SG6</b>	- C	10 - TOD-LOC
<b>TOD</b>	- M	1 - Terms of delivery or transport
Function: To specify terms of delivery or transport.		
	EDIFACT	GS1 * Description
4055 Delivery or transport terms function code	C an..3	<b>R</b> 3 = Price and despatch condition 6 = Delivery condition
4215 Transport charges payment method code	C an..3	<b>O</b>
C100 TERMS OF DELIVERY OR TRANSPORT	C	<b>O</b>
4053 Delivery or transport terms description code	C an..3	<b>O</b> INCOTERMS (See EANCOM Codes Set) If INCOTERMS are applicable, then DE 3055 has to contain code value "9" and DE 1131 must be used.
1131 Code list identification code	C an..17	<b>D</b>
3055 Code list responsible agency code	C an..3	<b>D</b>
4052 Delivery or transport terms description	C an..70	<b>O</b>
4052 Delivery or transport terms description	C an..70	<b>O</b>
Segment Notes: This segment is used to request information regarding the terms of delivery for the Request for Quote.  Example: TOD+3++CIF:2E:9'		

## 5. Segments Layout

Segment number: 14

<b>SG6</b>	- C	10 - TOD-LOC
<b>LOC</b>	- C	2 - Place/location identification
Function: To identify a place or a location and/or related locations.		
	EDIFACT	GS1 * Description
3227 Location function code qualifier	M an..3	<b>M</b> 1 = <a href="#">Place of terms of delivery</a>
C517 LOCATION IDENTIFICATION	C	<b>A</b>
3225 Location name code	C an..25	<b>A</b> UN/LOCODE
1131 Code list identification code	C an..17	<b>O</b>
3055 Code list responsible agency code	C an..3	<b>D</b> 3 = <a href="#">IATA (International Air Transport Association)</a> DE 3055 must be used if DE 3225 is used and does not contain an UN/LOCODE.
3224 Location name	C an..256	<b>O</b>
C519 RELATED LOCATION ONE IDENTIFICATION	C	<b>N</b>
3223 First related location name code	C an..25	
1131 Code list identification code	C an..17	
3055 Code list responsible agency code	C an..3	
3222 First related location name	C an..70	
C553 RELATED LOCATION TWO IDENTIFICATION	C	<b>N</b>
3233 Second related location name code	C an..25	
1131 Code list identification code	C an..17	
3055 Code list responsible agency code	C an..3	
3232 Second related location name	C an..70	
5479 Relation code	C an..3	<b>N</b>
Segment Notes: This segment is used to specify the location to which the terms of delivery apply.  Example: LOC+1+ARBUE::6'		

## 5. Segments Layout

Segment number: 15

<b>SG11</b>	- C	99 - NAD-SG12-SG14
<b>NAD</b>	- M	1 - Name and address
Function:		
To specify the name/address and their related function, either by C082 only and/or unstructured by C058 or structured by C080 thru 3207.		
	EDIFACT	GS1 * Description
3035 Party function code qualifier	M an..3	<b>M</b> BY = Buyer DP = Delivery party SR = Supplier's agent/representative SU = Supplier
C082 PARTY IDENTIFICATION DETAILS	C	<b>A</b>
3039 Party identifier	M an..35	<b>M</b> GLN - Format n13
1131 Code list identification code	C an..17	<b>N</b>
3055 Code list responsible agency code	C an..3	<b>R</b> * 9 = <b>GS1</b>
C058 NAME AND ADDRESS	C	<b>O</b> This composite may only be used to fulfill the requirements of directive 2003/58/EC, article 4.
3124 Name and address description	M an..35	<b>M</b>
3124 Name and address description	C an..35	<b>O</b>
3124 Name and address description	C an..35	<b>O</b>
3124 Name and address description	C an..35	<b>O</b>
3124 Name and address description	C an..35	<b>O</b>
C080 PARTY NAME	C	<b>D</b>
3036 Party name	M an..35	<b>M</b> Party Name in clear text.
3036 Party name	C an..35	<b>O</b>
3036 Party name	C an..35	<b>O</b>
3036 Party name	C an..35	<b>O</b>
3036 Party name	C an..35	<b>O</b>
3045 Party name format code	C an..3	<b>O</b>
C059 STREET	C	<b>D</b>
3042 Street and number or post office box identifier	M an..35	<b>M</b> Building Name/Number and Street
3042 Street and number or post office box identifier	C an..35	<b>O</b> Name and/or P.O. Box.
3042 Street and number or post office box identifier	C an..35	<b>O</b>
3042 Street and number or post office box identifier	C an..35	<b>O</b>
3164 City name	C an..35	<b>D</b> City/Town name, clear text
C819 COUNTRY SUB-ENTITY DETAILS	C	<b>D</b>
3229 Country sub-entity name code	C an..9	<b>O</b>
1131 Code list identification code	C an..17	<b>O</b>
3055 Code list responsible agency	C an..3	<b>O</b>

## 5. Segments Layout

Segment number: 15

	EDIFACT	GS1	*	Description
code				
3228 Country sub-entity name	C an..70	<b>O</b>		County/State, clear text.
3251 Postal identification code	C an..17	<b>D</b>		Postal Code
3207 Country name code	C an..3	<b>D</b>		ISO 3166 two alpha code

### Segment Notes:

This segment is used to identify the trading partners involved in the Request for Quote process. Identification of the buyer and supplier of goods and services is mandatory in the Request for Quote using DE's 3035 and C082. Additionally, the delivery party may be specified if different from the buyer.

### Example:

NAD+BY+5412345000013::9'  
NAD+SU+4012345000009::9'  
NAD+DP+5412345000020::9'

### Dependency Notes:

The following composites and data elements are only used when a coded name and address can not be used.  
The affected composites and data elements are as follows:  
C080 - C059 - 3164 - C819 - 3251 - 3207



## 5. Segments Layout

Segment number: 17

<b>SG11</b>	- C	99 - NAD-SG12-SG14
<b>SG14</b>	- C	5 - CTA-COM
<b>CTA</b>	- M	1 - Contact information

Function:

To identify a person or a department to whom communication should be directed.

	EDIFACT	GS1	*	Description
3139 Contact function code	C an..3	R		IC = <a href="#">Information contact</a> OC = <a href="#">Order contact</a> PD = <a href="#">Purchasing contact</a> SR = <a href="#">Sales representative or department</a>
C056 DEPARTMENT OR EMPLOYEE DETAILS	C	O		
3413 Department or employee name code	C an..17	O		
3412 Department or employee name	C an..35	O		

Segment Notes:

This segment is used to identify the contact department and/or person within the party specified in the NAD segment.

The Global Location Number GLN - Format n13 - is particularly suitable for this purpose.

Example:

CTA+OC+:N SCHULTE'

## 5. Segments Layout

Segment number: 18

<b>SG11</b>	- C	99 - NAD-SG12-SG14
<b>SG14</b>	- C	5 - CTA-COM
<b>COM</b>	- C	5 - Communication contact
Function:		
To identify a communication number of a department or a person to whom communication should be directed.		
	EDIFACT	GS1 * Description
C076 COMMUNICATION CONTACT	M	<b>M</b>
3148 Communication address identifier	Man..512	<b>M</b>
3155 Communication address code qualifier	Man..3	<b>M</b>
AO = <a href="#">Uniform Resource Location (URL)</a> EM = <a href="#">Electronic mail</a> TE = <a href="#">Telephone</a>		
Segment Notes:		
This segment identifies the communications number, and type of communications, for the person or department identified in the previous CTA segment.		
Example:		
COM+0033154768212:FX'		



## 5. Segments Layout

Segment number: 19

<b>SG15</b>	- C	10 - TDT			
<b>TDT</b>	- M	1 - Details of transport			
Function: To specify the transport details such as mode of transport, means of transport, its conveyance reference number and the identification of the means of transport. The segment may be pointed to by the TPL segment.					
		EDIFACT	GS1	*	Description
8051	Transport stage code qualifier	M an..3	<b>M</b>		20 = <a href="#">Main-carriage transport</a>
8028	Means of transport journey identifier	C an..17	<b>O</b>		
C220	MODE OF TRANSPORT	C	<b>A</b>		
8067	Transport mode name code	C an..3	<b>O</b>		
8066	Transport mode name	C an..17	<b>O</b>		
C228	TRANSPORT MEANS	C	<b>O</b>		Composite C228 is only used when the type of transport must be specifically identified, that is, a generic description such as road transport is unsuitable.
8179	Transport means description code	C an..8	<b>D</b>		23 = <a href="#">Rail bulk car</a> 31 = <a href="#">Truck</a> 35 = <a href="#">Truck/trailer with tilt</a>
8178	Transport means description	C an..17	<b>D</b>		
C040	CARRIER	C	<b>O</b>		
3127	Carrier identifier	C an..17	<b>A</b>		GLN - Format n13
1131	Code list identification code	C an..17	<b>O</b>		
3055	Code list responsible agency code	C an..3	<b>D</b>		9 = <a href="#">GS1</a>
3128	Carrier name	C an..35	<b>O</b>		
8101	Transit direction indicator code	C an..3	<b>O</b>		BS = <a href="#">Buyer to supplier</a> SB = <a href="#">Supplier to buyer</a>
C401	EXCESS TRANSPORTATION INFORMATION	C	<b>N</b>		
8457	Excess transportation reason code	M an..3			
8459	Excess transportation responsibility code	M an..3			
7130	Customer shipment authorisation identifier	C an..17			
C222	TRANSPORT IDENTIFICATION	C	<b>O</b>		
8213	Transport means identification name identifier	C an..9	<b>O</b>		
1131	Code list identification code	C an..17	<b>O</b>		
3055	Code list responsible agency code	C an..3	<b>D</b>		DE 3055 must be used if DE 8213 is used.
8212	Transport means identification name	C an..35	<b>R</b>		Vehicle license plate/aircraft number
8453	Transport means nationality	C an..3	<b>O</b>		ISO two alpha code

## 5. Segments Layout

---

Segment number: 19

		EDIFACT	GS1	*	Description
code					
8281	Transport means ownership indicator code	C an..3	<b>N</b>		

**Segment Notes:**

This segment is used to request information on the means of transport which will be used to deliver the products for the entire message.

**Example:**

TDT+20++30+31'

## 5. Segments Layout

Segment number: 20

<b>SG27</b> - M 200000 - LIN-PIA-IMD-MEA-QTY-ALI-DTM-FTX-SG29-SG31-SG32-SG33-SG34-SG39-SG46-SG52-SG54				
<b>LIN</b> - M 1 - Line item				
Function: To identify a line item and configuration.				
	EDIFACT	GS1	*	Description
1082 Line item identifier	C an..6	R		Application generated number of the count of the lines in the request for quote.
1229 Action request/notification description code	C an..3	N		
C212 ITEM NUMBER IDENTIFICATION	C	D		This composite is only used for the identification of GS1 codes. If another coding structure is required, e. g., internal code, then this composite will not be used and the code will be detailed in the PIA segment.
7140 Item identifier	C an..35	R		Format n..14 GTIN- this is the number of the article for which the quote is being requested.
7143 Item type identification code	C an..3	R	*	SRV = <b>GS1 Global Trade Item Number</b>
1131 Code list identification code	C an..17	N		
3055 Code list responsible agency code	C an..3	N		
C829 SUB-LINE INFORMATION	C	D		
5495 Sub-line indicator code	C an..3	R	*	1 = <b>Sub-line information</b>
1082 Line item identifier	C an..6	R		
1222 Configuration level number	C n..2	N		
7083 Configuration operation code	C an..3	N		
<p>Segment Notes:</p> <p>This segment is used to identify the line item for which a request for quote is being made.  If Global Trade Item Numbers are available it is mandatory to use GTIN within the LIN segment.</p> <p>The detail section of the Request for Quote message is formed by a repeating group of segments always starting with the LIN segment.</p> <p>Note on DE 1082:  Numbering rule: In Part I, section 4.10 there is the recommendation "Within EANCOM® it is recommended that the line numbers used in the first occurrence of data element 1082 in the LIN segment be sequential, starting at 1 for each new message."</p> <p>Note on DE 7140:  Only the following significant digits are possible:  - 8 digits for GTIN 8 codes  - 12 digits for GTIN 12 codes  - 13 digits for GTIN 13 codes  - 14 digits for GTIN 14 codes</p> <p>Dependency Note:  C829 is only used when sub-lines are required.  FOR A COMPLETE DESCRIPTION ON THE USAGE OF SUB-LINES PLEASE REFER TO PART I, SECTION 4.10.</p> <p>Example:</p>				

## 5. Segments Layout

---

Segment number: 20

LIN+1++541234511115:SRV'
--------------------------

## 5. Segments Layout

Segment number: 21

<b>SG27</b> - M 200000 - LIN-PIA-IMD-MEA-QTY-ALI-DTM-FTX-SG29-SG31-SG32-SG33-SG34-SG39-SG46-SG52-SG54				
<b>PIA</b> - C 25 - Additional product id				
Function: To specify additional or substitutional item identification codes.				
	EDIFACT	GS1	*	Description
4347 Product identifier code qualifier	M an..3	<b>M</b>	*	<p>1 = <b>Additional identification</b>  2 = <b>Identification for potential substitution</b>  5 = <b>Product identification</b></p> <p>Product Id function has the following restricted coded functions:  1 - Additional Identification - To provide an additional identity for the product identified in the LIN segment. The additional identification can consist of:  A supplemental identification which provides more information complementary to the GTIN provided in the LIN segment, e.g., a batch number, promotional variant number, product group number, etc.,  An alternative identification which may be used instead of the main GTIN provided in the LIN segment, e.g., a buyers article number, an HIBC code, etc.,  2 = Identification for potential substitution - To provide the GTIN of a product which can substitute the product identified by the GTIN provided in the LIN segment when the latter is temporarily unavailable, e.g., a similar or identical product coded with a different GS1 number (article coded in a different country), a different size unit of the same product, a similar product with for example a different brand name.  5 - Product Identification - To provide the primary product identification code when no GTIN has been provided in the LIN segment.</p>
C212 ITEM NUMBER IDENTIFICATION	M	<b>M</b>		
7140 Item identifier	C an..35	<b>R</b>		
7143 Item type identification code	C an..3	<b>R</b>		AC = <b>HIBC (Health Industry Bar Code)</b> IB = <b>ISBN (International Standard Book Number)</b> IN = <b>Buyer's item number</b> SA = <b>Supplier's article number</b> SRV = <b>GS1 Global Trade Item Number</b>
1131 Code list identification code	C an..17	<b>O</b>		
3055 Code list responsible agency code	C an..3	<b>D</b>		9 = <b>GS1</b> 91 = <b>Assigned by supplier or supplier's agent</b> 92 = <b>Assigned by buyer or buyer's agent</b>
C212 ITEM NUMBER IDENTIFICATION	C	<b>O</b>		
7140 Item identifier	C an..35	<b>R</b>		
7143 Item type identification code	C an..3	<b>R</b>		
1131 Code list identification code	C an..17	<b>O</b>		
3055 Code list responsible agency	C an..3			

## 5. Segments Layout

Segment number: 21

	EDIFACT	GS1	*	Description
code		<b>D</b>		
C212 ITEM NUMBER IDENTIFICATION	C	<b>O</b>		
7140 Item identifier	C an..35	<b>R</b>		
7143 Item type identification code	C an..3	<b>R</b>		
1131 Code list identification code	C an..17	<b>O</b>		
3055 Code list responsible agency code	C an..3	<b>D</b>		
C212 ITEM NUMBER IDENTIFICATION	C	<b>O</b>		
7140 Item identifier	C an..35	<b>R</b>		
7143 Item type identification code	C an..3	<b>R</b>		
1131 Code list identification code	C an..17	<b>O</b>		
3055 Code list responsible agency code	C an..3	<b>D</b>		
C212 ITEM NUMBER IDENTIFICATION	C	<b>O</b>		
7140 Item identifier	C an..35	<b>R</b>		
7143 Item type identification code	C an..3	<b>R</b>		
1131 Code list identification code	C an..17	<b>O</b>		
3055 Code list responsible agency code	C an..3	<b>D</b>		

### Segment Notes:

This segment is used to specify additional or substitutional item identification codes such as a buyer's or seller's item number.

#### Examples:

PIA+1+AB7456:IN'

In this example the PIA segment is used to provide an additional identification to the GTIN provided in the LIN segment. The GTIN 541234511115 provided in the LIN segment refers to the internal buyers item number AB7456.

PIA+2+4000862141662:SRV'

In this example the PIA segment is used to provide a GTIN identification for potential substitution. The product identified in the LIN segment by the GTIN 541234511115 can be substituted by the product identified in the PIA segment by the GTIN 4000862141662 in case the former is not available.

PIA+5+2209953C001L:AC'

This example details the HIBC code 2209953C001L which is provided as the primary product code because no GTIN was provided in the LIN segment.

## 5. Segments Layout

Segment number: 22

<b>SG27</b> - M 200000 - LIN-PIA-IMD-MEA-QTY-ALI-DTM-FTX-SG29-SG31-SG32-SG33-SG34-SG39-SG46-SG52-SG54				
<b>IMD</b> - C 99 - Item description				
Function: To describe an item in either an industry or free format.				
	EDIFACT	GS1	*	Description
7077 Description format code	C an..3	O	*	B = Code and text C = Code (from industry code list) F = Free-form S = Structured (from industry code list)
C272 ITEM CHARACTERISTIC	C	O		
7081 Item characteristic code	C an..3	R		
1131 Code list identification code	C an..17	O		
3055 Code list responsible agency code	C an..3	D	*	9 = <b>GS1</b> Must be used if DE7081 contains an GS1 Code.
C273 ITEM DESCRIPTION	C	A		
7009 Item description code	C an..17	O		CU = Consumer unit (GS1 Permanent Code) DU = Despatch unit (GS1 Permanent Code) TU = Traded unit (GS1 Permanent Code) VQ = Variable quantity product (GS1 Permanent Code)
1131 Code list identification code	C an..17	O		
3055 Code list responsible agency code	C an..3	D		9 = <b>GS1</b> 91 = Assigned by supplier or supplier's agent 92 = Assigned by buyer or buyer's agent
7008 Item description	C an..256	O		
7008 Item description	C an..256	O		
3453 Language name code	C an..3	O		
7383 Surface or layer code	C an..3	N		
<p>Segment Notes:</p> <p>This segment is used to describe the current line item.  It is recommended that this segment only be used for coded descriptions. Data element 7008 in clear text should only be used when no product code is available or when free-form descriptions are required by trading partners. If you wish to indicate that promotional details are marked on the package, then this should be indicated in DE 7233 in the PAC segment.</p> <p>Example:  IMD+C++TU::9'  IMD+F+++::CORN CRUNCHIES:CASE'</p>				

## 5. Segments Layout

Segment number: 23

<b>SG27</b> - M 200000 - LIN-PIA-IMD-MEA-QTY-ALI-DTM-FTX-SG29-SG31-SG32-SG33-SG34-SG39-SG46-SG52-SG54				
<b>MEA</b> - C 5 - Measurements				
Function: To specify physical measurements, including dimension tolerances, weights and counts.				
	EDIFACT	GS1	*	Description
6311 Measurement purpose code qualifier	M an..3	<b>M</b>		PD = <a href="#">Physical dimensions (product ordered)</a> SO = <a href="#">Storage limitation</a> TL = <a href="#">Transportation equipment limitations</a>
C502 MEASUREMENT DETAILS	C	<b>O</b>		
6313 Measured attribute code	C an..3	<b>A</b>		AAA = <a href="#">Unit net weight</a> HT = <a href="#">Height dimension</a> LN = <a href="#">Length dimension</a> WD = <a href="#">Width dimension</a>
6321 Measurement significance code	C an..3	<b>O</b>		3 = <a href="#">Approximately</a> 4 = <a href="#">Equal to</a>
6155 Non-discrete measurement name code	C an..17	<b>N</b>		
6154 Non-discrete measurement name	C an..70	<b>N</b>		
C174 VALUE/RANGE	C	<b>O</b>		
6411 Measurement unit code	M an..3	<b>M</b>		
6314 Measurement value	C an..18	<b>O</b>		
6162 Range minimum value	C n..18	<b>O</b>		
6152 Range maximum value	C n..18	<b>O</b>		
6432 Significant digits quantity	C n..2	<b>O</b>		
7383 Surface or layer code	C an..3	<b>N</b>		
Segment Notes: This segment is used to indicate measurements or limitations of the current line item.  Example: MEA+PD+HT+MMT:500' MEA+PD+LN+MMT:200' MEA+PD+WD+MMT:100' Product with dimensions 500mm x 200mm x 100mm				



## 5. Segments Layout

Segment number: 24

<b>SG27</b> - M 200000 - LIN-PIA-IMD-MEA-QTY-ALI-DTM-FTX-SG29-SG31-SG32-SG33-SG34-SG39-SG46-SG52-SG54				
<b>QTY</b> - C 99 - Quantity				
Function: To specify a pertinent quantity.				
	EDIFACT	GS1	*	Description
C186 QUANTITY DETAILS	M	<b>M</b>		
6063 Quantity type code qualifier	M an..3	<b>M</b>		1 = Discrete quantity 52 = Quantity per pack 53 = Minimum order quantity 54 = Maximum order quantity
6060 Quantity	M an..35	<b>M</b>		
6411 Measurement unit code	C an..3	<b>D</b>		This DE is only used if the requested product is a variable quantity product.
Segment Notes: This segment is used to indicate quantities related to the current line item.  Example: QTY+53:50'				

## 5. Segments Layout

Segment number: 25

<b>SG27</b> - M 200000 - LIN-PIA-IMD-MEA-QTY-ALI-DTM-FTX-SG29-SG31-SG32-SG33-SG34-SG39-SG46-SG52-SG54				
<b>ALI</b> - C 5 - Additional information				
Function: To indicate that special conditions due to the origin, customs preference, fiscal or commercial factors are applicable.				
	EDIFACT	GS1	*	Description
3239 Country of origin name code	C an..3	O		Use ISO 3166 two alpha country code.
9213 Duty regime type code	C an..3	O		1 = <a href="#">Origin subject to EC/EFTA preference</a> 2 = <a href="#">Origin subject to other preference agreement</a>
4183 Special condition code	C an..3	O		6 = <a href="#">Subject to bonus</a>
4183 Special condition code	C an..3	O		
4183 Special condition code	C an..3	O		
4183 Special condition code	C an..3	O		
4183 Special condition code	C an..3	O		
Segment Notes: This segment is used to indicate special conditions or the country of origin of the current line item.  Example: ALI+HK'				

## 5. Segments Layout

Segment number: 26

<b>SG27</b> - M 200000 - LIN-PIA-IMD-MEA-QTY-ALI-DTM-FTX-SG29-SG31-SG32-SG33-SG34-SG39-SG46-SG52-SG54				
<b>DTM</b> - C 35 - Date/time/period				
Function: To specify date, and/or time, or period.				
	EDIFACT	GS1	*	Description
C507 DATE/TIME/PERIOD	M	<b>M</b>		
2005 Date or time or period function code qualifier	M an..3	<b>M</b>		44 = <a href="#">Availability</a> 94 = <a href="#">Production/manufacture date</a> 169 = <a href="#">Lead time</a>
2380 Date or time or period value	C an..35	<b>O</b>		
2379 Date or time or period format code	C an..3	<b>O</b>		102 = <a href="#">CCYYMMDD</a> 203 = <a href="#">CCYYMMDDHHMM</a> 718 = <a href="#">CCYYMMDD-CCYYMMDD</a>
Segment Notes: This segment is used to request information on dates relating to the current line item such as availability dates, manufacturing dates, or lead times.  Example: DTM+44:20020201:102'				

## 5. Segments Layout

Segment number: 27

<b>SG27</b> - M 200000 - LIN-PIA-IMD-MEA-QTY-ALI-DTM-FTX-SG29-SG31-SG32-SG33-SG34-SG39-SG46-SG52-SG54				
<b>FTX</b> - C 99 - Free text				
Function: To provide free form or coded text information.				
	EDIFACT	GS1	*	Description
4451 Text subject code qualifier	M an..3	<b>M</b>		PUR = Purchasing information QUT = Quotation instruction/information ZZZ = Mutually defined
4453 Free text function code	C an..3	<b>O</b>	*	1 = Text for subsequent use
C107 TEXT REFERENCE	C	<b>D</b>		References to a standard text. This composite is only used when trading partners have agreed to use mutually defined code values.
4441 Free text value code	M an..17	<b>M</b>		001 = ....Standard text....
1131 Code list identification code	C an..17	<b>O</b>		
3055 Code list responsible agency code	C an..3	<b>D</b>		91 = Assigned by supplier or supplier's agent 92 = Assigned by buyer or buyer's agent
C108 TEXT LITERAL	C	<b>D</b>		This composite is only used if coded text can not be used.
4440 Free text value	M an..512	<b>M</b>		
4440 Free text value	C an..512	<b>O</b>		
4440 Free text value	C an..512	<b>O</b>		
4440 Free text value	C an..512	<b>O</b>		
4440 Free text value	C an..512	<b>O</b>		
3453 Language name code	C an..3	<b>D</b>		ISO 639 two alpha code This data element is only used when non coded free text has been provided in data element C108.
4447 Free text format code	C an..3	<b>N</b>		
<p>Segment Notes:</p> <p>This segment is used to provide any free text information related to the current line item. Use of this segment in free form is not recommended since it may inhibit automatic processing of the Request for Quote. Coded references to standard texts is an available functionality which enables automatic processing and reduces transmission and processing overheads. Standard texts should be mutually defined among trading partners and can be used to cover legal and other requirements.</p> <p>Example: FTX+ZZZ+1+066::91' 'Standard text 066 = Please refer to latest contract and price catalogues for further information.'</p>				

## 5. Segments Layout

Segment number: 28

<b>SG27</b> - M 200000 - LIN-PIA-IMD-MEA-QTY-ALI-DTM-FTX-SG29-SG31-SG32-SG33-SG34-SG39-SG46-SG52-SG54				
<b>SG29</b> - C 100 - MOA				
<b>MOA</b> - M 1 - Monetary amount				
Function: To specify a monetary amount.				
	EDIFACT	GS1	*	Description
C516 MONETARY AMOUNT	M	<b>M</b>		
5025 Monetary amount type code qualifier	M an..3	<b>M</b>		203 = <a href="#">Line item amount</a>
5004 Monetary amount	C n..35	<b>R</b>		
6345 Currency identification code	C an..3	<b>N</b>		
6343 Currency type code qualifier	C an..3	<b>N</b>		
4405 Status description code	C an..3	<b>N</b>		
Segment Notes: This segment is used to indicate net amounts for the line item for which a quote is requested.  Example: MOA+203:1253.42'				

## 5. Segments Layout

Segment number: 29

<b>SG27</b> - M 200000 - LIN-PIA-IMD-MEA-QTY-ALI-DTM-FTX-SG29-SG31-SG32-SG33-SG34-SG39-SG46-SG52-SG54				
<b>SG31</b> - C 99 - PRI				
<b>PRI</b> - M 1 - Price details				
Function: To specify price information.				
	EDIFACT	GS1	*	Description
C509 PRICE INFORMATION	C	R		
5125 Price code qualifier	M an..3	M		AAA = <a href="#">Calculation net</a> AAA - The price stated is the net price including all allowances and charges and excluding taxes. Allowances and charges may be stated for information purposes only. AAB = <a href="#">Calculation gross</a> AAB - The price stated is the gross price excluding all allowances, charges and taxes. Allowances and charges must be stated for net calculation purposes. AAE = <a href="#">Information price, excluding allowances or charges, including taxes</a> AAF = <a href="#">Information price, excluding allowances or charges and taxes</a>
5118 Price amount	C n..15	O		
5375 Price type code	C an..3	O		CA = <a href="#">Catalogue</a> CT = <a href="#">Contract</a>
5387 Price specification code	C an..3	O		AAE = <a href="#">Not subject to fluctuation</a> DPR = <a href="#">Discount price</a> PRP = <a href="#">Promotional price</a> RTP = <a href="#">Retail price</a> SRP = <a href="#">Suggested retail price</a>
5284 Unit price basis value	C n..9	D		
6411 Measurement unit code	C an..3	D		
5213 Sub-line item price change operation code	C an..3	N		
Segment Notes: This segment is used to specify pricing information relevant to the current line item.  Example: For all the following examples the invoicing currency has already been identified as Pounds Sterling.  PRI+AAA:14.58:CT:DPR' Net price of 14.58 (excluding tax) to be used for calculation purposes. This price includes all allowances and charges. The price is a contract and discount price.  PRI+AAB:25:CT' Gross calculation price of 25 (excluding tax) which does not include any allowances or charges. The price is a contract price.  PRI+AAE:2.56:CA:SRP' Price of 2.56 is a suggested retail price from the catalogue which does not include any allowances or charges but includes taxes.  PRI+AAF:4.20:CA:RTP'				

## 5. Segments Layout

---

Segment number: 29

Price of 4.20 is a retail price from the catalogue which does not include allowances, charges or taxes.

Dependency Notes:

Data elements 5284 and 6411 are used when a product is a variable quantity product, e.g. price per 200 kilos, or when the unit of measure for purchasing, delivery, and invoicing are different for a product, e.g. sugar is not a variable quantity product but ordered and delivered in packs, and invoiced in kilos or tonnes.

## 5. Segments Layout

Segment number: 30

<b>SG27</b>	- M	200000	- LIN-PIA-IMD-MEA-QTY-ALI-DTM-FTX-SG29-SG31-SG32-SG33-SG34-SG39-SG46-SG52-SG54
<b>SG32</b>	- C	9999	- RFF-DTM
<b>RFF</b>	- M	1	- Reference

Function:

To specify a reference.

	EDIFACT	GS1	*	Description
C506	REFERENCE	M	<b>M</b>	
1153	Reference code qualifier	M an..3	<b>M</b>	CR = Customer reference number CT = Contract number PL = Price list number PR = Price quote number
1154	Reference identifier	C an..70	<b>R</b>	
1156	Document line identifier	C an..6	<b>N</b>	
4000	Reference version identifier	C an..35	<b>N</b>	
1060	Revision identifier	C an..6	<b>N</b>	

Segment Notes:

This segment is used to provide or request references which are applicable to the current line item only.

Example:

RFF+PL:DEC199321'





## 5. Segments Layout

Segment number: 32

<b>SG27</b>	- M	200000	- LIN-PIA-IMD-MEA-QTY-ALI-DTM-FTX-SG29-SG31-SG32-SG33-SG34-SG39-SG46-SG52-SG54
<b>SG33</b>	- C	999	- LOC-QTY-DTM
<b>LOC</b>	- M	1	- Place/location identification

Function:  
To identify a place or a location and/or related locations.

		EDIFACT	GS1	*	Description
3227	Location function code qualifier	M an..3	<b>M</b>	*	7 = <b>Place of delivery</b>
C517	LOCATION IDENTIFICATION	C	<b>A</b>		
3225	Location name code	C an..25	<b>R</b>		GLN - Format n13
1131	Code list identification code	C an..17	<b>O</b>		
3055	Code list responsible agency code	C an..3	<b>D</b>		DE 3055 must be used if DE 3225 is used and does not contain an UN/LOCODE. 9 = <b>GS1</b>
3224	Location name	C an..256	<b>O</b>		
C519	RELATED LOCATION ONE IDENTIFICATION	C	<b>O</b>		
3223	First related location name code	C an..25	<b>R</b>		GLN - Format n13
1131	Code list identification code	C an..17	<b>O</b>		
3055	Code list responsible agency code	C an..3	<b>D</b>		DE 3055 must be used if DE 3223 is used and does not contain an UN/LOCODE. 9 = <b>GS1</b>
3222	First related location name	C an..70	<b>O</b>		
C553	RELATED LOCATION TWO IDENTIFICATION	C	<b>O</b>		
3233	Second related location name code	C an..25	<b>R</b>		GLN - Format n13
1131	Code list identification code	C an..17	<b>O</b>		
3055	Code list responsible agency code	C an..3	<b>D</b>		DE 3055 must be used if DE 3233 is used and does not contain an UN/LOCODE. 9 = <b>GS1</b>
3232	Second related location name	C an..70	<b>O</b>		
5479	Relation code	C an..3	<b>N</b>		

Segment Notes:  
This segment is used to identify the location of delivery for a split delivery order.

Example:  
LOC+7+4012345500004::9'



## 5. Segments Layout

Segment number: 34

<b>SG27</b> - M 200000 - LIN-PIA-IMD-MEA-QTY-ALI-DTM-FTX-SG29-SG31-SG32-SG33-SG34-SG39-SG46-SG52-SG54				
<b>SG33</b> - C 999 - LOC-QTY-DTM				
<b>DTM</b> - C 5 - Date/time/period				
Function: To specify date, and/or time, or period.				
	EDIFACT	GS1	*	Description
C507 DATE/TIME/PERIOD	M	M		
2005 Date or time or period function code qualifier	M an..3	M	*	2 = Delivery date/time, requested 10 = Shipment date/time, requested 11 = Despatch date and/or time 61 = Cancel if not delivered by this date 63 = Delivery date/time, latest 64 = Delivery date/time, earliest 69 = Delivery date/time, promised for 71 = Delivery date/time, requested for (after and including) 74 = Delivery date/time, requested for (prior to and including) 200 = Pick-up/collection date/time of cargo 364 = Minimum shelf life remaining at time of despatch period X14 = Requested for delivery week commencing (GS1 Temporary Code)
2380 Date or time or period value	C an..35	R		
2379 Date or time or period format code	C an..3	R		
Segment Notes: This segment is used to indicate the date, time or period on which the split delivery will take place to the location identified in the LOC segment. Example: DTM+2:20021215:102'				

## 5. Segments Layout

Segment number: 35

<b>SG27</b>	- M	200000	- LIN-PIA-IMD-MEA-QTY-ALI-DTM-FTX-SG29-SG31-SG32-SG33-SG34-SG39-SG46-SG52-SG54		
<b>SG34</b>	- C	10	- TAX		
<b>TAX</b>	- M	1	- Duty/tax/fee details		
Function:					
To specify relevant duty/tax/fee information.					
		EDIFACT	GS1	*	Description
5283	Duty or tax or fee function code qualifier	M an..3	<b>M</b>		7 = Tax
C241	DUTY/TAX/FEE TYPE	C	<b>D</b>		
5153	Duty or tax or fee type name code	C an..3	<b>O</b>		GST = Goods and services tax IMP = Import tax VAT = Value added tax
1131	Code list identification code	C an..17	<b>O</b>		
3055	Code list responsible agency code	C an..3	<b>D</b>		
5152	Duty or tax or fee type name	C an..35	<b>O</b>		
C533	DUTY/TAX/FEE ACCOUNT DETAIL	C	<b>O</b>		
5289	Duty or tax or fee account code	M an..6	<b>M</b>		
1131	Code list identification code	C an..17	<b>O</b>		
3055	Code list responsible agency code	C an..3	<b>D</b>		
5286	Duty or tax or fee assessment basis value	C an..15	<b>O</b>		
C243	DUTY/TAX/FEE DETAIL	C	<b>O</b>		
5279	Duty or tax or fee rate code	C an..7	<b>O</b>		
1131	Code list identification code	C an..17	<b>O</b>		
3055	Code list responsible agency code	C an..3	<b>D</b>		
5278	Duty or tax or fee rate	C an..17	<b>O</b>		
5273	Duty or tax or fee rate basis code	C an..12	<b>O</b>		
1131	Code list identification code	C an..17	<b>O</b>		
3055	Code list responsible agency code	C an..3	<b>D</b>		
5305	Duty or tax or fee category code	C an..3	<b>D</b>		A = Mixed tax rate E = Exempt from tax S = Standard rate
3446	Party tax identifier	C an..20	<b>O</b>		
1227	Calculation sequence code	C an..3	<b>N</b>		
Segment Notes:					
This segment is used to request information on the type and rate of tax that is applicable for the current line item.					
Example:					

## 5. Segments Layout

---

Segment number: 35

TAX+7+VAT+++:::21+S'

Dependency Notes:

DE C241 and 5305: Tax types and categories will differ from country to country. They are to be defined in national guidelines.

## 5. Segments Layout

Segment number: 36

<b>SG27</b>	- M	200000	- LIN-PIA-IMD-MEA-QTY-ALI-DTM-FTX-SG29-SG31-SG32-SG33-SG34-SG39-SG46-SG52-SG54		
<b>SG39</b>	- C	99	- PAC		
<b>PAC</b>	- M	1	- Package		
Function: To describe the number and type of packages/physical units.					
		EDIFACT	GS1	*	Description
7224	Package quantity	C n..8	O		
C531	PACKAGING DETAILS	C	C		
7075	Packaging level code	C an..3	N		
7233	Packaging related description code	C an..3	O		50 = Package barcoded EAN-13 or EAN-8 51 = Package barcoded ITF-14 52 = Package barcoded UCC or EAN-128
7073	Packaging terms and conditions code	C an..3	O		1 = Packaging cost paid by supplier 2 = Packaging cost paid by recipient
C202	PACKAGE TYPE	C	O		
7065	Package type description code	C an..17	A		
1131	Code list identification code	C an..17	O		
3055	Code list responsible agency code	C an..3	D		
7064	Type of packages	C an..35	O		
C402	PACKAGE TYPE IDENTIFICATION	C	N		
7077	Description format code	M an..3			
7064	Type of packages	M an..35			
7143	Item type identification code	C an..3			
7064	Type of packages	C an..35			
7143	Item type identification code	C an..3			
C532	RETURNABLE PACKAGE DETAILS	C	D		Composite C532 is only used where the packaging being described is returnable. This composite identifies who is responsible for the payment of its return.
8395	Returnable package freight payment responsibility code	C an..3	O		1 = Paid by customer 3 = Paid by supplier
8393	Returnable package load contents code	C an..3	N		
Segment Notes: This segment is used to request information on the type of packaging being used for the current line item. Example: PAC+1++CS'					

## 5. Segments Layout

Segment number: 37

<b>SG27</b>	- M	200000	- LIN-PIA-IMD-MEA-QTY-ALI-DTM-FTX-SG29-SG31-SG32-SG33-SG34-SG39-SG46-SG52-SG54
<b>SG46</b>	- C	99	- ALC-SG47-SG48-SG49-SG50-SG51
<b>ALC</b>	- M	1	- Allowance or charge

Function:					
To identify allowance or charge details.					
		EDIFACT	GS1	*	Description
5463	Allowance or charge code qualifier	M an..3	<b>M</b>		A = <a href="#">Allowance</a> C = <a href="#">Charge</a>
C552	ALLOWANCE/CHARGE INFORMATION	C	<b>O</b>		
1230	Allowance or charge identifier	C an..35	<b>D</b>		If code '69' is used in DE 5189, the agreement number must be specified in DE 1230.
5189	Allowance or charge identification code	C an..3	<b>O</b>		69 = <a href="#">Charge for a customer specific finish</a>
4471	Settlement means code	C an..3	<b>O</b>		
1227	Calculation sequence code	C an..3	<b>D</b>		1 = <a href="#">First step of calculation</a> 2 = <a href="#">Second step of calculation</a> etc, etc, etc, 9 = <a href="#">Ninth step of calculation</a> The calculation sequence indicator is used when multiple allowances and/or charges are applicable. If various allowances and/or charges quantities, percentages, or, values are applicable to the same base price, then the calculation sequence indicator will always be equal to one. If the various allowances and/or charges are applied against a fluctuating price (constantly changing because of the application of other allowances and/or charges) then the sequence of the calculation is indicated using this data element. If the allowance or charge is not to be applied against a fixed price then the calculation sequence indicator must be included.
C214	SPECIAL SERVICES IDENTIFICATION	C	<b>O</b>		
7161	Special service description code	C an..3	<b>R</b>		AJ = <a href="#">Adjustments</a> CAC = <a href="#">Cash discount</a> QD = <a href="#">Quantity discount</a>
1131	Code list identification code	C an..17	<b>O</b>		
3055	Code list responsible agency code	C an..3	<b>D</b>		
7160	Special service description	C an..35	<b>O</b>		
7160	Special service description	C an..35	<b>O</b>		

Segment Notes:	
This segment is used to request information on allowances or charges which are applicable to the current line item.	
Example: ALC+A+++1'	







## 5. Segments Layout

Segment number: 40

<b>SG27</b>	- M	200000	- LIN-PIA-IMD-MEA-QTY-ALI-DTM-FTX-SG29-SG31-SG32-SG33-SG34-SG39-SG46-SG52-SG54
<b>SG46</b>	- C	99	- ALC-SG47-SG48-SG49-SG50-SG51
<b>SG48</b>	- C	1	- PCD-RNG
<b>PCD</b>	- M	1	- Percentage details

Function:  
To specify percentage information.

	EDIFACT	GS1	*	Description
C501	PERCENTAGE DETAILS	M	<b>M</b>	
5245	Percentage type code qualifier	M an..3	<b>M</b>	3 = <a href="#">Allowance or charge</a>
5482	Percentage	C n..10	<b>R</b>	
5249	Percentage basis identification code	C an..3	<b>O</b>	
1131	Code list identification code	C an..17	<b>O</b>	
3055	Code list responsible agency code	C an..3	<b>D</b>	
4405	Status description code	C an..3	<b>N</b>	

Segment Notes:  
This segment is used to specify percentage allowances or charges information for the current line item.

Example:  
PCD+3:18.5'



## 5. Segments Layout

Segment number: 42

<b>SG27</b>	- M	200000	- LIN-PIA-IMD-MEA-QTY-ALI-DTM-FTX-SG29-SG31-SG32-SG33-SG34-SG39-SG46-SG52-SG54
<b>SG46</b>	- C	99	- ALC-SG47-SG48-SG49-SG50-SG51
<b>SG49</b>	- C	2	- MOA-RNG
<b>MOA</b>	- M	1	- Monetary amount

Function:  
To specify a monetary amount.

	EDIFACT	GS1	*	Description
C516	MONETARY AMOUNT	M	<b>M</b>	
5025	Monetary amount type code qualifier	M an..3	<b>M</b>	8 = Allowance or charge amount
5004	Monetary amount	C n..35	<b>R</b>	
6345	Currency identification code	C an..3	<b>N</b>	
6343	Currency type code qualifier	C an..3	<b>N</b>	
4405	Status description code	C an..3	<b>N</b>	

Segment Notes:  
This segment is used to specify monetary value allowances or charges information for the current line item.

Example:  
MOA+8:5000'

## 5. Segments Layout

Segment number: 43

<b>SG27</b>	- M	200000	- LIN-PIA-IMD-MEA-QTY-ALI-DTM-FTX-SG29-SG31-SG32-SG33-SG34-SG39-SG46-SG52-SG54
<b>SG46</b>	- C	99	- ALC-SG47-SG48-SG49-SG50-SG51
<b>SG49</b>	- C	2	- MOA-RNG
<b>RNG</b>	- C	1	- Range details

Function:  
To identify a range.

		EDIFACT	GS1	*	Description
6167	Range type code qualifier	M an..3	<b>M</b>		3 = <a href="#">Monetary range</a>
C280	RANGE	C	<b>R</b>		
6411	Measurement unit code	M an..3	<b>M</b>		
6162	Range minimum value	C n..18	<b>A</b>		
6152	Range maximum value	C n..18	<b>O</b>		

Segment Notes:  
  
This segment is used to indicate ranges which must be satisfied before which the monetary allowance or charge becomes effective.

Example:  
RNG+3+PCE:1500:2000'

## 5. Segments Layout

Segment number: 44

<b>SG27</b>	- M	200000	- LIN-PIA-IMD-MEA-QTY-ALI-DTM-FTX-SG29-SG31-SG32-SG33-SG34-SG39-SG46-SG52-SG54
<b>SG46</b>	- C	99	- ALC-SG47-SG48-SG49-SG50-SG51
<b>SG50</b>	- C	1	- RTE-RNG
<b>RTE</b>	- M	1	- Rate details

Function:  
To specify rate information.

	EDIFACT	GS1	*	Description
C128	RATE DETAILS	M	<b>M</b>	
5419	Rate type code qualifier	M an..3	<b>M</b>	1 = Allowance rate 2 = Charge rate
5420	Unit price basis rate	M n..15	<b>M</b>	
5284	Unit price basis value	C n..9	<b>A</b>	
6411	Measurement unit code	C an..3	<b>O</b>	
4405	Status description code	C an..3	<b>N</b>	

Segment Notes:  
This segment is used to specify rate allowances or charges for the line item being quoted.  
  
Example:  
RTE+2:10.75'





## 5. Segments Layout

Segment number: 46

<b>SG27</b>	- M	200000	- LIN-PIA-IMD-MEA-QTY-ALI-DTM-FTX-SG29-SG31-SG32-SG33-SG34-SG39-SG46-SG52-SG54		
<b>SG46</b>	- C	99	- ALC-SG47-SG48-SG49-SG50-SG51		
<b>SG51</b>	- C	5	- TAX-MOA		
<b>TAX</b>	- M	1	- Duty/tax/fee details		
Function:					
To specify relevant duty/tax/fee information.					
		EDIFACT	GS1	*	Description
5283	Duty or tax or fee function code qualifier	M an..3	<b>M</b>		7 = Tax
C241	DUTY/TAX/FEE TYPE	C	<b>D</b>		
5153	Duty or tax or fee type name code	C an..3	<b>O</b>		GST = Goods and services tax IMP = Import tax VAT = Value added tax
1131	Code list identification code	C an..17	<b>O</b>		
3055	Code list responsible agency code	C an..3	<b>D</b>		
5152	Duty or tax or fee type name	C an..35	<b>O</b>		
C533	DUTY/TAX/FEE ACCOUNT DETAIL	C	<b>O</b>		
5289	Duty or tax or fee account code	M an..6	<b>M</b>		
1131	Code list identification code	C an..17	<b>O</b>		
3055	Code list responsible agency code	C an..3	<b>D</b>		
5286	Duty or tax or fee assessment basis value	C an..15	<b>O</b>		
C243	DUTY/TAX/FEE DETAIL	C	<b>A</b>		
5279	Duty or tax or fee rate code	C an..7	<b>O</b>		
1131	Code list identification code	C an..17	<b>O</b>		
3055	Code list responsible agency code	C an..3	<b>D</b>		
5278	Duty or tax or fee rate	C an..17	<b>R</b>		
5273	Duty or tax or fee rate basis code	C an..12	<b>O</b>		
1131	Code list identification code	C an..17	<b>O</b>		
3055	Code list responsible agency code	C an..3	<b>D</b>		
5305	Duty or tax or fee category code	C an..3	<b>D</b>		A = Mixed tax rate E = Exempt from tax S = Standard rate
3446	Party tax identifier	C an..20	<b>O</b>		
1227	Calculation sequence code	C an..3	<b>N</b>		
Segment Notes:					
This segment is used to indicate any taxes which may be applicable against the allowances and/or charges information specified in the ALC segment group					

## 5. Segments Layout

---

Segment number: 46

Example:  
TAX+7+GST+++:::15+S'

Dependency Notes:  
DE C241 and 5305: Tax types and categories will differ from country to country. They are to be defined in national guidelines.



## 5. Segments Layout

Segment number: 48

<b>SG27</b>	- M	200000	- LIN-PIA-IMD-MEA-QTY-ALI-DTM-FTX-SG29-SG31-SG32-SG33-SG34-SG39-SG46-SG52-SG54		
<b>SG52</b>	- C	10	- TDT		
<b>TDT</b>	- M	1	- Details of transport		
Function:					
To specify the transport details such as mode of transport, means of transport, its conveyance reference number and the identification of the means of transport.					
The segment may be pointed to by the TPL segment.					
		EDIFACT	GS1	*	Description
8051	Transport stage code qualifier	M an..3	<b>M</b>		20 = <a href="#">Main-carriage transport</a>
8028	Means of transport journey identifier	C an..17	<b>O</b>		Reference number covering the transport.
C220	MODE OF TRANSPORT	C	<b>A</b>		
8067	Transport mode name code	C an..3	<b>R</b>		
8066	Transport mode name	C an..17	<b>N</b>		
C228	TRANSPORT MEANS	C	<b>D</b>		Composite C228 is only used when the type of transport must be specifically identified, that is, a generic description such as road transport is unsuitable.
8179	Transport means description code	C an..8	<b>O</b>		23 = <a href="#">Rail bulk car</a> 31 = <a href="#">Truck</a> 32 = <a href="#">Road tanker</a>
8178	Transport means description	C an..17	<b>O</b>		
C040	CARRIER	C	<b>O</b>		
3127	Carrier identifier	C an..17	<b>A</b>		GLN - Format n13
1131	Code list identification code	C an..17	<b>O</b>		
3055	Code list responsible agency code	C an..3	<b>D</b>		9 = <a href="#">GS1</a>
3128	Carrier name	C an..35	<b>O</b>		
8101	Transit direction indicator code	C an..3	<b>O</b>		BS = <a href="#">Buyer to supplier</a> SB = <a href="#">Supplier to buyer</a>
C401	EXCESS TRANSPORTATION INFORMATION	C	<b>N</b>		
8457	Excess transportation reason code	M an..3			
8459	Excess transportation responsibility code	M an..3			
7130	Customer shipment authorisation identifier	C an..17			
C222	TRANSPORT IDENTIFICATION	C	<b>O</b>		
8213	Transport means identification name identifier	C an..9	<b>O</b>		
1131	Code list identification code	C an..17	<b>O</b>		
3055	Code list responsible agency code	C an..3	<b>D</b>		DE 3055 must be used if DE 8213 is used.
8212	Transport means identification	C an..35	<b>R</b>		Vehicle license plate/Aircraft number

## 5. Segments Layout

---

Segment number: 48

		EDIFACT	GS1	*	Description
name					
8453	Transport means nationality code	C an..3	<b>O</b>		ISO 3166 two alpha code
8281	Transport means ownership indicator code	C an..3	<b>N</b>		
<p>Segment Notes:</p> <p>This segment is used to request information on the means of transport which will be used to deliver the current line item.</p> <p>Example: TDT+20++30+31'</p>					

## 5. Segments Layout

Segment number: 49

<b>SG27</b>	- M	200000	- LIN-PIA-IMD-MEA-QTY-ALI-DTM-FTX-SG29-SG31-SG32-SG33-SG34-SG39-SG46-SG52-SG54
<b>SG54</b>	- C	100	- SCC-SG55
<b>SCC</b>	- M	1	- Scheduling conditions

Function:  
To specify scheduling conditions.

		EDIFACT	GS1	*	Description
4017	Delivery plan commitment level code	M an..3	<b>M</b>		1 = <a href="#">Firm</a> 10 = <a href="#">Immediate</a> 12 = <a href="#">Planning</a>
4493	Delivery instruction code	C an..3	<b>O</b>		
C329	PATTERN DESCRIPTION	C	<b>O</b>		
2013	Frequency code	C an..3	<b>O</b>		M = <a href="#">Monthly (calendar months)</a> Q = <a href="#">Quarterly (calendar quarters)</a> S = <a href="#">Semi-annually (calendar year)</a> W = <a href="#">Weekly</a> Y = <a href="#">Daily</a>
2015	Despatch pattern code	C an..3	<b>O</b>		13 = <a href="#">Monday</a> 14 = <a href="#">Tuesday</a> 15 = <a href="#">Wednesday</a> 16 = <a href="#">Thursday</a> 17 = <a href="#">Friday</a> 18 = <a href="#">Saturday</a>
2017	Despatch pattern timing code	C an..3	<b>O</b>		D = <a href="#">A.M.</a> E = <a href="#">P.M.</a>

Segment Notes:  
This segment is used to request information on delivery schedules for the current line item.  
  
Example:  
SCC+1++W:14:D'  
Firm schedule every Tuesday morning.

## 5. Segments Layout

Segment number: 50

<b>SG27</b>	- M	200000	- LIN-PIA-IMD-MEA-QTY-ALI-DTM-FTX-SG29-SG31-SG32-SG33-SG34-SG39-SG46-SG52-SG54
<b>SG54</b>	- C	100	- SCC-SG55
<b>SG55</b>	- C	10	- QTY-DTM
<b>QTY</b>	- M	1	- Quantity

Function:  
To specify a pertinent quantity.

		EDIFACT	GS1	*	Description
C186	QUANTITY DETAILS	M	<b>M</b>		
6063	Quantity type code qualifier	M an..3	<b>M</b>		40 = Normal delivery 113 = Quantity to be delivered
6060	Quantity	M an..35	<b>M</b>		
6411	Measurement unit code	C an..3	<b>D</b>		This DE is only used if the product to be delivered is of variable quantity.

Segment Notes:  
This segment is used to request information on quantities for the current delivery schedule.  
  
Example:  
QTY+113:400'

## 5. Segments Layout

Segment number: 51

<b>SG27</b>	- M	200000	- LIN-PIA-IMD-MEA-QTY-ALI-DTM-FTX-SG29-SG31-SG32-SG33-SG34-SG39-SG46-SG52-SG54
<b>SG54</b>	- C	100	- SCC-SG55
<b>SG55</b>	- C	10	- QTY-DTM
<b>DTM</b>	- C	5	- Date/time/period

Function:  
To specify date, and/or time, or period.

	EDIFACT	GS1	*	Description
C507	DATE/TIME/PERIOD	M	<b>M</b>	
2005	Date or time or period function code qualifier	M an..3	<b>M</b>	63 = <a href="#">Delivery date/time, latest</a> 64 = <a href="#">Delivery date/time, earliest</a> 69 = <a href="#">Delivery date/time, promised for</a>
2380	Date or time or period value	C an..35	<b>R</b>	
2379	Date or time or period format code	C an..3	<b>R</b>	102 = <a href="#">CCYYMMDD</a> 203 = <a href="#">CCYYMMDDHHMM</a> 718 = <a href="#">CCYYMMDD-CCYYMMDD</a>

Segment Notes:  
This segment is used to indicate dates related to the quantities in the delivery schedule.

Example:  
DTM+64:20020110:102'  
DTM+63:20020112:102'  
The earliest delivery will be made is the 10th of January 2002 the latest is the 12th of January 2002.



## 5. Segments Layout

---

Segment number: 52

<b>UNS</b> - M 1 - Section control				
Function: To separate header, detail and summary sections of a message.				
Notes: To be used by message designers only when required to avoid ambiguities.				
	EDIFACT	GS1	*	Description
0081 Section identification	M a1	M	*	S = <b>Detail/summary section separation</b>
Segment Notes: This segment is used to separate the detail and summary sections of the request for quote message.  Example: UNS+S'				

## 5. Segments Layout

Segment number: 53

<b>MOA</b> - C 15 - Monetary amount				
Function: To specify a monetary amount.				
	EDIFACT	GS1	*	Description
C516 MONETARY AMOUNT	M	<b>M</b>		
5025 Monetary amount type code qualifier	M an..3	<b>M</b>		79 = Total line items amount 86 = Message total monetary amount 176 = Message total duty/tax/fee amount 259 = Total charges 260 = Total allowances
5004 Monetary amount	C n..35	<b>R</b>		
6345 Currency identification code	C an..3	<b>N</b>		
6343 Currency type code qualifier	C an..3	<b>N</b>		
4405 Status description code	C an..3	<b>N</b>		
Segment Notes: This segment is used to indicate total monetary amounts applicable to the complete request for quote, e.g. total value allowance and charges, total taxable amount, etc.  Example: MOA+176:1240'				

## 5. Segments Layout

Segment number: 54

<b>CNT</b> - C 10 - Control total				
Function: To provide control total.				
	EDIFACT	GS1	*	Description
C270 CONTROL	M	<b>M</b>		
6069 Control total type code qualifier	M an..3	<b>M</b>	*	1 = Total value of the quantity segments at line level in a message 2 = Number of line items in message
6066 Control total value	M n..18	<b>M</b>		
6411 Measurement unit code	C an..3	<b>O</b>		
Segment Notes: This segment is used to provide message control totals.  Example: CNT+2:45'				

## 5. Segments Layout

---

Segment number: 55

<b>UNT</b> - M 1 - Message trailer				
<p>Function:</p> <p>To end and check the completeness of a message.</p> <p>Notes:</p> <p>1. 0062, the value shall be identical to the value in 0062 in the corresponding UNH segment.</p>				
		<b>EDIFACT</b>	<b>GS1</b>	<b>*</b>
				<b>Description</b>
0074	Number of segments in a message	M n..10	<b>M</b>	
				The total number of segments in the message is detailed in here.
0062	Message reference number	M an..14	<b>M</b>	
				The message reference numbered detailed here should equal the one specified in the UNH segment.
<p>Segment Notes:</p> <p>This segment is a mandatory UN/EDIFACT segment. It must always be the last segment in the message.</p> <p>Example:</p> <p>UNT+66+ME000001'</p>				

## 5. Segments Layout

---

Segment number: 56

<b>UNZ</b> - M 1 - Interchange trailer				
Function: To end and check the completeness of an interchange.				
Notes: 1. 0020, the value shall be identical to the value in 0020 in the corresponding UNB segment.				
	EDIFACT	GS1	*	Description
0036 Interchange control count	M n..6	<b>M</b>		Number of messages or functional groups within an interchange.
0020 Interchange control reference	M an..14	<b>M</b>		Identical to DE 0020 in UNB segment.
Segment Notes: This segment is used to provide the trailer of an interchange. DE 0036: If functional groups are used, this is the number of functional groups within the interchange. If functional groups are not used, this is the number of messages within the interchange. UNZ+5+1234555'				

## 6. Examples

---

The following is an example of a simple Request for Quote message for one line item between a supplier identified with GLN 4012345000009 and a buyer identified with GLN 5412345000013. The buyer identifies the contact who will handle any queries regarding the request as being N Schulte.

The quotation is dated the 1st January 2002 with a reference number RQT709. The buyer requests information on the terms of delivery and the basic payment terms.

The product is identified by GTIN 4012345111118. The buyer requests information on the products dimensions, its calculation gross price for 50 units of the product, its rate of tax, and any allowances available for it. Information is also requested on the main carriage transport which will be used to deliver the product.

UNH+ME000001+REQOTE:D:01B:UN:EAN004'	Message header
BGM+311+RQT709+9'	Request for quote number RQT709
DTM+137:20020101:102'	Message date 1st of January 2002
PAT+1'	Requests information on the basic payment terms
TOD+6++CIF:2E:9'	Requests information on the terms of delivery related to delivery condition
NAD+BY+5412345000013::9'	Buyer is identified using GLN 5412345000013
CTA+IC+:N SCHULTE'	Information contact person within the buyer's organization is NSchulte
COM+0033154768212:FX'	Specification of fax number for information contact
NAD+SU+4012345000009::9'	Supplier is identified using GLN 4012345000009
LIN+1++4012345111118:SRV'	Product for which a quotation is requested is identified by GTIN 4012345111118
MEA+PD'	Requests information related to the product's physical dimensions
QTY+1:50'	Requests a quotation for the supply of 50 units
PRI+AAA'	Requests the net calculation price for the product
TAX+7'	Requests the tax rate for the product
ALC+A'	Requests the allowances data for the product
UNS+S'	Message detail/summary section separation
CNT+2:1'	Count of number of LIN segments in the message
UNT+18+ME000001'	Total number of segments in the message equals 18

Note:

The EDI interchange will include the UNB..UNZ segments and, if applicable, the UNG..UNE segments (see part I, section 5.7).